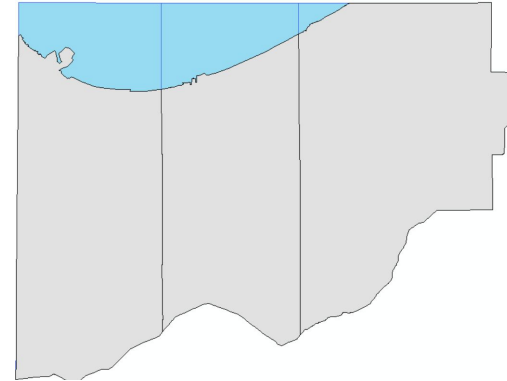


Northwest Indiana Regional Snapshot



Population 2016

| | |
|-----------------------------|---------|
| Total Population | 764,073 |
| Households | 289,621 |
| Average Household Size | 2.54 |
| Population Change 2000-2010 | 4.09% |

Race and Ethnicity 2016

| | Count | Percent |
|--------------------|---------|---------|
| White | 497,188 | 64.67% |
| Black | 136,214 | 17.74% |
| Hispanic or Latino | 110,750 | 14.43% |
| Two or More Races | 11,376 | 1.48% |
| Asian | 9,477 | 1.23% |
| Other | 2,702 | .35% |

Northwest Indiana Regional Snapshot- Page 2

Age Cohort 2016

| Age | Count | Percent |
|-------|---------|---------|
| 0-17 | 182,810 | 23.81% |
| 18-24 | 69,346 | 9.03% |
| 25-64 | 402,603 | 52.44% |
| 65+ | 112,948 | 14.71% |

Household Income 2016

| | Count | Percent |
|---------------------|--------|---------|
| Less than \$25,000 | 66,161 | 22.84% |
| \$25,000-\$49,999 | 70,517 | 24.35% |
| \$50,000-\$74,999 | 54,758 | 18.91% |
| \$75,000-\$99,999 | 38,030 | 13.13% |
| \$100,000-\$149,999 | 39,305 | 13.57% |
| \$150,000+ | 20,850 | 7.20% |



Northwest Indiana Regional Snapshot- Page 3

Educational Attainment 2016

| Degree Level | Count | Percent |
|-------------------------------|---------|---------|
| High School Diploma or Higher | 456,205 | 88.49% |
| Bachelor's Degree or Higher | 111,067 | 21.54% |

Housing and Tenure 2016

| | Count | Percent |
|------------------------|---------|---------|
| Occupied Housing Units | 289,621 | 88.78% |
| Owner-Occupied | 69,346 | 9.03% |
| Renter-Occupied | 402,603 | 52.44% |
| Vacant Housing Units | 36,587 | 11.22% |

Housing Type 2016

| | Percent |
|-------------------------|---------|
| Single Family, Detached | 74.23% |
| Single Family Attached | 4.93% |
| 2 Units | 2.96% |
| 3 or 4 Units | 3.6% |
| 5 or More Units | 10.63% |



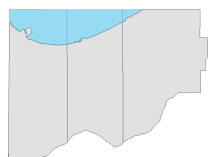
Northwest Indiana Regional Snapshot- Page 4

Number of Bedrooms 2016

| | Count | Percent |
|-------------|---------|---------|
| No Bedroom | 3,294 | 1.01% |
| 1 Bedroom | 25,150 | 9.03% |
| 2 Bedrooms | 89,889 | 27.56% |
| 3 Bedrooms | 144,203 | 44.21% |
| 4 Bedrooms | 51,057 | 15.65% |
| 5+ Bedrooms | 12,615 | 3.87% |

Housing Age 2016

| | Count | Percent |
|---------------------|---------|---------|
| Built 2000 or Later | 41,961 | 12.86% |
| Built 1970 to 1999 | 111,737 | 34.25% |
| Built 1940 to 1969 | 121,298 | 37.18% |
| Built Before 1940 | 51,212 | 15.7% |



Northwest Indiana Regional Snapshot- Page 5

Mode of Travel to Work 2016 (Age 16+)

| | Count | Percent |
|------------------------------------|---------|---------|
| Worked at Home | 9,285 | 2.79% |
| Car, Truck, or Van | 281,696 | 84.50% |
| Carpool | 25,038 | 7.51% |
| Public Transportation | 7,649 | 2.29% |
| Walked | 5,080 | 1.52% |
| Taxicab, Motorcycle, Bicycle, Etc. | 4,604 | 1.38% |

Source: U.S. Census Bureau ACS 2016

Vehicle Miles Traveled 2016

| | Miles | % of State Total |
|-----------------------|------------|------------------|
| Daily VMT | 30,858,200 | 13.63% |
| Commericaly Daily VMT | 3,938,100 | 13.41% |
| Daily Length | 6,002.71 | |

Source: INDOT Historic VMT by County and Systems (2006-2016)



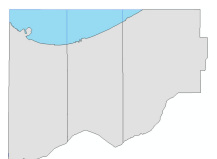
Northwest Indiana Regional Snapshot- Page 6

Employment of Northwest Indiana Residents 2016

| | Count | Percent |
|---------------------------------|--------|---------|
| Health Care & Social Assistance | 49,290 | 19.49% |
| Manufacturing | 39,902 | 15.78% |
| Retail Trade | 38,599 | 15.26% |
| Accommodation and Food Services | 31,071 | 12.29% |
| Other Services* | 14,634 | 5.79% |

* Not Including Public Administration

This list is comprised of the top five employment industries in Lake, LaPorte, and Porter county as a region.







Northwest Indiana Regional Snapshot- Page 7

About:

The data used in this “Regional Snapshot” has been collected from the U.S. Census Bureau and INDOT. All regional data is comprised of Lake, LaPorte, and Porter County data at the county level.

Legend

-  Lake Michigan
-  LaPorte County
-  Porter County
-  Lake County

