

Annual List of Obligated Projects 2021 Fiscal Year



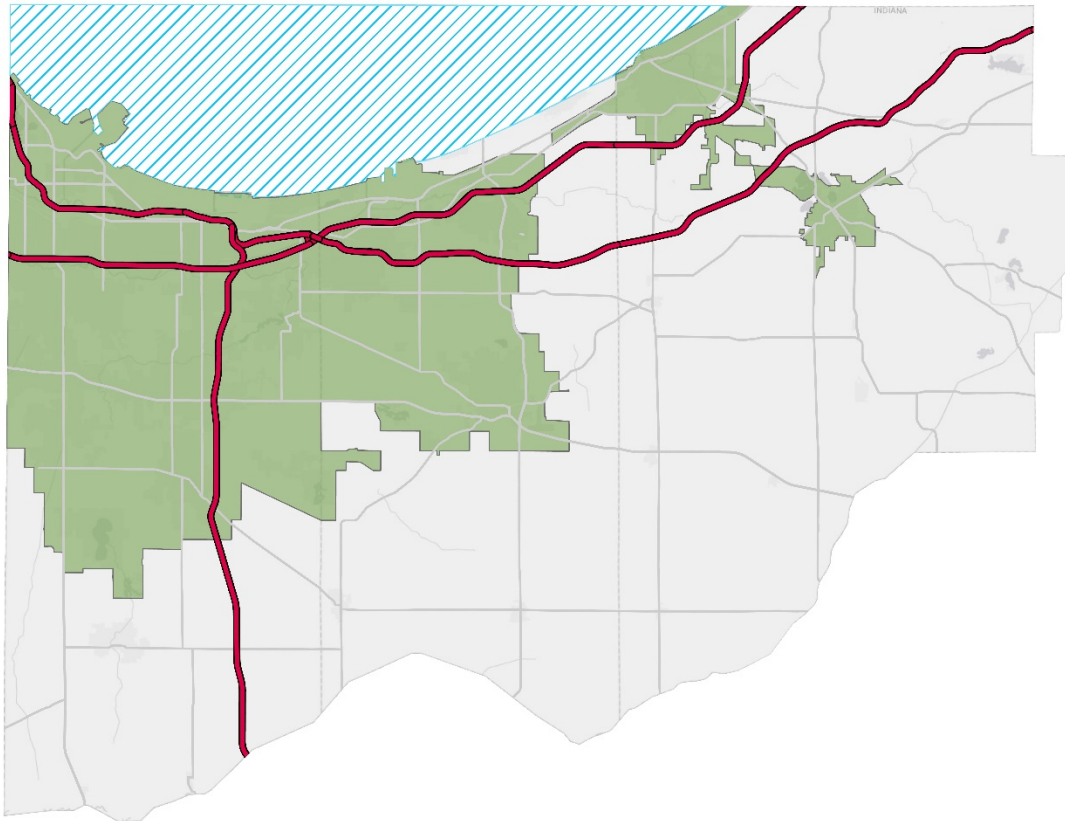
6100 Southport Road
Portage, Indiana
46368
(219) 763-6060
www.nirpc.org

Introduction

Every year the Northwestern Indiana Regional Planning Commission (NIRPC), as the regional Council of Governments (COG) and the Metropolitan Planning Organization (MPO) for Lake, Porter, and LaPorte counties, must publish for the public a list of projects that received federal funding during the past fiscal year. This list is called the Annual List of Obligated Projects (ALOP).

NIRPC is organized under the provisions of Indiana Code 36-7-7.6 and its purpose is to institute and maintain a comprehensive planning and programming process for transportation, economic development, and environmental policy, and provide a coordinative management process for the three counties. NIRPC is responsible for the transportation planning process for the Northwestern Indiana urbanized area and the managing of all surface infrastructure transportation projects that meet any of the following: a) application of federal funds; b) congestion and air quality impacts; or c) are regionally significant.

Figure 1: Northwestern Indiana Metropolitan Planning Area with Urbanized Area shaded in green (Interstate



highways are displayed in red).

The FAST Act (Fixing America's Surface Transportation Act) was signed into law by President Barack Obama in 2015. This legislation provides long-term funding certainty for surface

transportation infrastructure planning and investment as well as for transit. The FAST Act extends the previous Transportation bill; Moving Ahead for Progress in the 21st Century Act (MAP-21), including the requirement that MPO's prepare an annual list of projects in which federal funds have been obligated for in the preceding year (23 U.S.C. of 49 U.S.C. Chapter 53). The FAST Act further states that this list must be published within 90 days of the close of the preceding year. In Indiana, the fiscal year runs from July 1 to June 30. The FAST Act is intended to increase the transparency of federal government spending on transportation projects within Metropolitan Planning Areas (MPA). Lake, Porter, and LaPorte counties constitute a single MPA. This report fulfills this requirement for the fiscal year of 2021.

During fiscal year 2020, all of the transit operators in Northwestern Indiana received emergency federal funding through the Coronavirus Aid, Relief, and Economic Security Act (CARES Act). Continuing into 2021, those transit operators continued to use funds from the CARES Act. Much of this funding was for unplanned expenses and therefore was not in the original 2020-2024 Transportation Improvement Program (TIP).

The term *obligation* in this report is the federal government's legal commitment to pay the federal share of a project's eligible costs. An *obligated project* is one project that met eligibility requirements for federal funds and has received approval from the Federal Highway Administration (FHWA) or the Federal Transit Administration (FTA). For projects under FHWA jurisdiction, this obligation occurs when FHWA approves the project and executes the project agreement. For FTA projects, the obligation occurs when the FTA grant is awarded. Funds are considered obligated even if no funds have been transferred or expended.

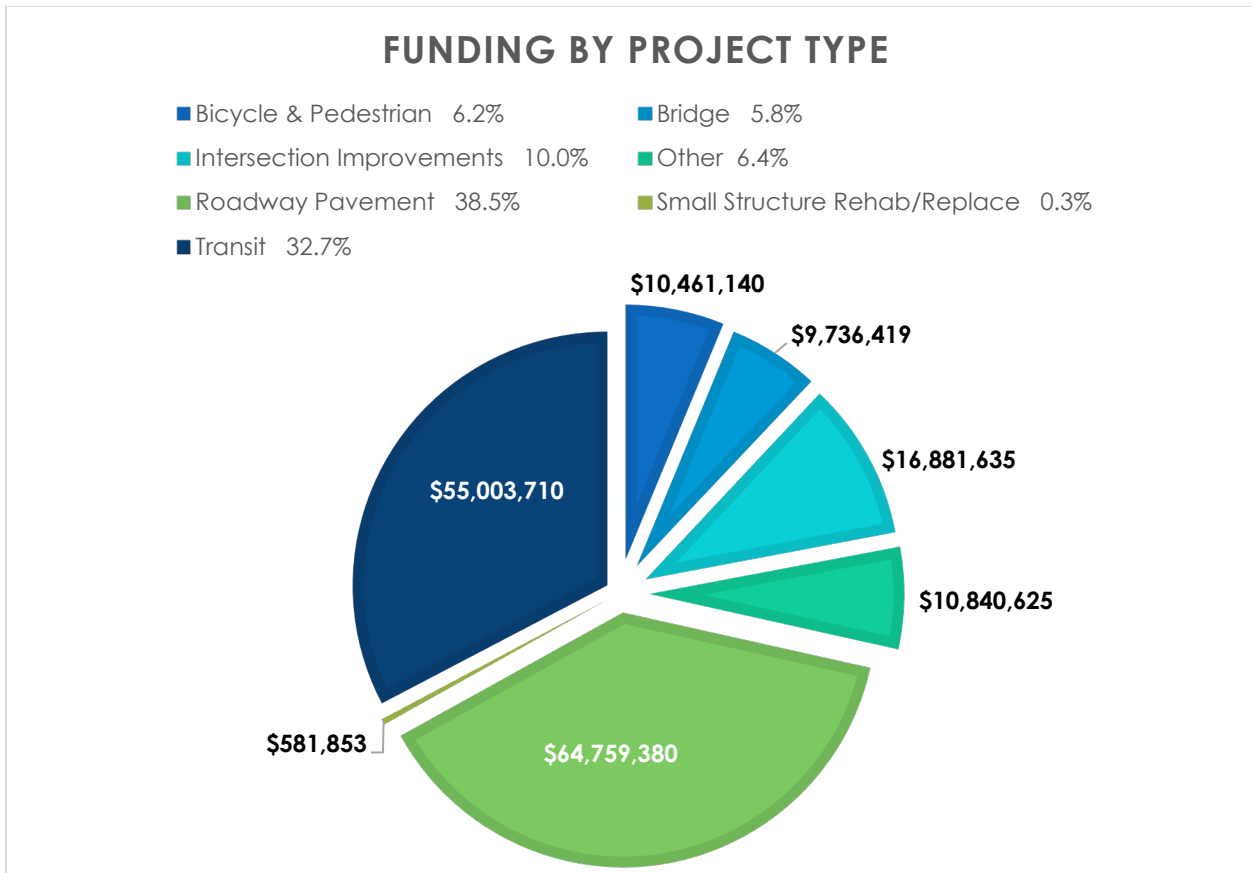
Once funds for a project have been obligated, the project's sponsor may incur eligible expenses and request reimbursement. Each request must demonstrate that the costs incurred are approved within the project agreement and meet federal guidelines. Obligations are not necessarily initiated or completed within the stated program year. The amount of the obligation usually does not equal the total cost of the project. An obligation may be for only one phase of a project, and may not represent other funds for the project, such as local or private funds.

Where the funds were obligated

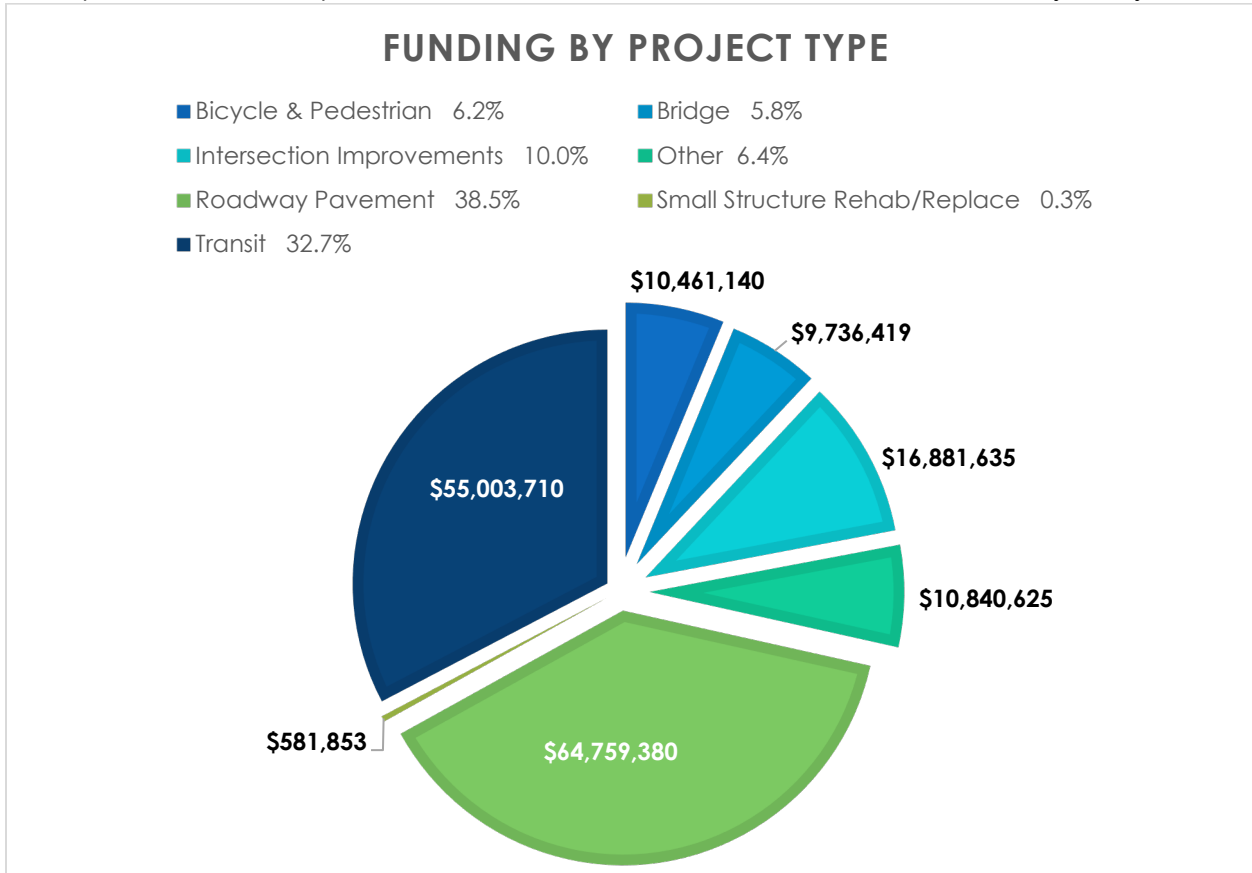
In fiscal year 2021, (July 1, 2020 to June 30, 2021) the government (federal, state and local) allocated \$168,264,779 for infrastructure projects and transit in Lake, Porter and LaPorte counties. This report includes a variety of sponsors, including Indiana Department of Transportation, counties, municipalities, transit operators, and NIRPC. The following graph shows the general type of projects that these funds were spent on. In general, obligated funds were spent in eight different areas:

- Bike/Pedestrian Facilities – Over \$10.4 Million
- Bridge Improvements – Over \$9.7 Million
- Intersection Improvements (Congestion) – Over \$9 Million
- Intersection Improvements (Safety) – Over \$7.8 Million
- Roadway Improvements (Rehabilitation) – Over \$54.7 Million
- Roadway Improvements (Safety) – Over \$10 Million
- Small Structure (culverts) Rehabilitation/Replacement – Over \$580 Thousand
- Transit – Over \$55 Million
- Other Miscellaneous Projects – Over \$10.8 Million

Figure 1: Federal funds spent on Surface Infrastructure and Transit in Northwest Indiana by Project Type



Graph 2: Federal funds spent on Surface Infrastructure and Transit in Northwest Indiana by county



This next graph displays where the funds were obligated in northwestern Indiana (by county). For clarification INDOT projects are indicated separately to avoid confusion of where the funding is being obligated. INDOT projects are only on state roads, may cross county boundaries, and are not controlled by local governments.

What has Changed?

Every year there are changes to projects that for some reason were not reported properly and were missed. This document also displays those errors as we work to make our reporting better. In general, projects listed fall into three categories:

1. Those projects or phases of projects that are not listed in the TIP, yet received federal funds. These are usually projects that had change orders after the project went to construction in a previous year.
2. Those projects that are listed in the TIP for the current year but did not receive federal funds in that year. The letting may have been delayed due to the schedule and was not properly corrected in the TIP.
3. Those projects that are listed in the TIP and received at least some federal funds for the project or phase.

For fiscal year 2021:

- Locally sponsored projects – 19 projects were schedule to go to construction, 15 of these projects (73.7%) went to construction.
- State projects (INDOT sponsored) – the report shows that 146 projects were scheduled to go to construction, and 20 projects went to construction. State project figures are provided by INDOT and contain estimates or inaccuracies at this level of data.

INDOT has embraced the idea of bundling several projects into one construction contract, allowing for cost savings. Projects may be bundled for a variety of reasons, but usually they are grouped because of similar work type or work in a localized area. What this means is that a contractor can bid on several projects with one bid. It also means that several projects may miss a letting if there is an issue with the contract.

Frequently Used Terms

Throughout the following tables, there may be some terms that the reader may not be familiar with. The following list spells out these terms. The first part of the list includes different yet common funding programs that are shown in the tables. The second part of the list gives phases of a project that the funds went towards.

- BUILD – Better Utilization of Investments Leading to Development Act
- CapE – Capital Equipment
- CARES – Coronavirus Aid, Relief and Economic Security
- CE – Construction Engineering (Construction Inspection)
- CMAQ – Congestion Mitigation Air Quality
- CN – Construction
- Des # - a unique project identifier number given to each project
- DEMO – Demonstration Funds (Given by US Legislature)
- DNR/INDNR – (Indiana) Department of Natural Resources
- Flex – Funds flexed or transferred from FHWA to FTA
- Group 1/Chicago UZA – Urbanized area in the counties of Lake and Porter
- Group 2/Michigan City UZA – Urbanized area in the county of LaPorte
- HSIP – Highway Safety Improvement Program
- NHPP – National Highway Performance Program
- NHS – National Highway Safety
- OA – Operating Assistance
- PE – Preliminary Engineering (Project Design)
- PL – Planning
- ROW / RW – Right of Way
- RTP – Recreational Trail Program
- RW LID – Right of Way, Land Improvement & Damages
- SMFR – State Matching Federal Resources
- SOGR – State of Good Repair
- STBG – Surface Transportation Block Grant
- STP – Surface Transportation Program
- TA / TAP – Transportation Alternatives Program
- TIGER – Transportation Investment Generating Economic Recovery Act
- UPWP – Unified Planning Work Program

More information

For more information or answers to specific questions, please contact NIRPC. We will be happy to discuss listed or other projects that either have been completed or may be coming up in the future. Please contact:

Charles Bradsky
Transportation Projects Manager
cbradsky@nirpc.org

Thomas Dow, AICP
Director of Transportation
tdow@nirpc.org

Group 1 (Lake & Porter Counties)											
Designation or Project Number	Sponsor	Route	Des Location	County	Project Type	Fund Method Description	Phase	TIP Prior Year	TIP Current Year	Total Federal Amount	Variance
2000023	Cedar Lake	ST-1055	133rd & King Dr. Intersection Improvement	Lake	Intersection Safety	STBG Group 1	CN		\$ 626,903.00	\$ 626,903.00	\$ -
1601151	Crown Point	VA-1042	Purchase E-85 Fuel	Lake	Other	CMAQ Group 1	PE		\$ -	\$ 40,100.92	\$ (40,100.92)
1601157	Crown Point	ST-1001	109th Ave Access Control, Delaware Pkwy to SR 53, includes median construction	Lake	Intersection Congestion	HSIP (Sect 164) Group 1	CN		\$ -	\$ 625,634.60	\$ (625,634.60)
1601157	Crown Point	ST-1001	109th Ave Access Control, Delaware Pkwy to SR 53, includes median construction	Lake	Intersection Congestion	HSIP Group 1	CE		\$ 91,142.00	\$ 193,950.00	\$ (102,808.00)
1601157	Crown Point	ST-1001	109th Ave Access Control, Delaware Pkwy to SR 53, includes median construction	Lake	Intersection Congestion	HSIP (Sect 164) Group 1	CN		\$ -	\$ 11,367.40	\$ (11,367.40)
1601157	Crown Point	ST-1001	109th Ave Access Control, Delaware Pkwy to SR 53, includes median construction	Lake	Intersection Congestion	HSIP Group 1	CN	\$ 1,744,454.00	\$ -	\$ 24,669.08	\$ 1,719,784.92
1601157	Crown Point	ST-1001	109th Ave Access Control, Delaware Pkwy to SR 53, includes median construction	Lake	Intersection Congestion	HSIP Group 1	CN		\$ -	\$ 542,575.86	\$ (542,575.86)
1601158	Crown Point	ST-1001	109th Ave Intersection Improvement at Iowa Street, Roundabout	Lake	Intersection Congestion	HSIP Group 1	CN		\$ 2,365,160.00	\$ 2,365,160.00	\$ -
1601158	Crown Point	ST-1001	109th Ave Intersection Improvement at Iowa Street, Roundabout	Lake	Intersection Congestion	HSIP Group 1	PE		\$ -	\$ 327,072.88	\$ (327,072.88)
1601158	Crown Point	ST-1001	109th Ave Intersection Improvement at Iowa Street, Roundabout	Lake	Intersection Congestion	HSIP Group 1	CE		\$ 68,148.00	\$ 68,148.00	\$ -
1901948	Crown Point	ST-1008	Roundabout at the intersection of US 231 and 113th.	Lake	Intersection Safety	HSIP Group 1	PE		\$ 279,310.00	\$ 223,448.00	\$ 55,862.00
0900064	East Chicago	ST-1001	Indianapolis Blvd from McShane Dr to Michigan St.	Lake	Roadway Rehabilitation	STBG State	PE		\$ -	\$ 584,765.12	\$ (584,765.12)
0900064	East Chicago	ST-1001	Indianapolis Blvd from McShane Dr to Michigan St.	Lake	Roadway Rehabilitation	STBG State	PE		\$ -	\$ 51,214.43	\$ (51,214.43)
1382201	East Chicago	ST-1008	Aldiss Ave Roundabout	Lake	Intersection Congestion	STP Group 1	CN		\$ -	\$ 130,166.17	\$ (130,166.17)
1382201	East Chicago	ST-1008	Aldiss Ave Roundabout	Lake	Intersection Congestion	STP Group 1	CN		\$ -	\$ 1,751,567.26	\$ (1,751,567.26)
1173424	Gary	ST-1019	In City of Gary, E of SR 912, begins at E end of exit ramps from SR 912	Lake	Roadway Rehabilitation	HSIP State	CE		\$ -	\$ 280,068.25	\$ (280,068.25)
1401032	Gary	ST-1001	Crosswalk Improv from 33rd Ave to 35th Ave & lighting from 25th Ave to 45th Ave	Lake	Intersection Safety	HSIP Group 1	CN		\$ -	\$ 1,729,526.98	\$ (1,729,526.98)
1600418	Gary	ST-1047	Industrial Highway Phase III. Cline Ave to EJ&E RR Bridge	Lake	Roadway Rehabilitation	STP Group 1	CN		\$ -	\$ 1,308.00	\$ (1,308.00)
1600418	Gary	ST-1047	Industrial Highway Phase III. Cline Ave to EJ&E RR Bridge	Lake	Roadway Rehabilitation	STP Group 1	CN		\$ -	\$ 2,623.54	\$ (2,623.54)
1600580	Gary	ST-1002	SR 53 from 86th Place to 6th Street Install Bus Shelters	Lake	Transit - Asset Management	STBG Group 1	CN		\$ -	\$ 112,049.40	\$ (112,049.40)
1702158	Gary	IR-1025	Gary Green Links Trail Phase 3	Lake	Bicycle & Pedestrian	TA Group 1	CE		\$ 199,000.00	\$ 50,000.00	\$ 149,000.00
1702158	Gary	IR-1025	Gary Green Links Trail Phase 3	Lake	Bicycle & Pedestrian	TA Group 1	CN		\$ 1,288,252.00	\$ 1,030,601.64	\$ 257,650.36
1801738	Gary	US-20	Complete Streets Enhancements on Lake Street and minor on US 12/20 in Gary	Lake	Roadway Safety	STBG Group 1	CN		\$ 3,035,000.00	\$ 3,035,000.00	\$ -
1801738	Gary	US-20	Complete Streets Enhancements on Lake Street and minor on US 12/20 in Gary	Lake	Roadway Safety	STBG Group 1	PE		\$ 190,000.00	\$ -	\$ 190,000.00
1802973	Gary	ST-1012	15th Avenue Gateway Project, I-65 to MLK Drive	Lake	Roadway Rehabilitation	STBG Group 1	PE		\$ 151,250.00	\$ 196,000.00	\$ (44,750.00)
1500320	Griffith	ST-1001	Town Wide Sign Replacement - Regulatory/Warning & Street Name	Lake	Roadway Safety	HSIP Group 1	CN		\$ -	\$ 31,318.42	\$ (31,318.42)
1500321	Griffith	ST-1009	Erie-Lackawanna Trail Crossing at Main St (flashing beacon)	Lake	Bicycle & Pedestrian	HSIP Group 1	PE		\$ -	\$ 47,700.00	\$ (47,700.00)
1500321	Griffith	ST-1009	Erie-Lackawanna Trail Crossing at Main St (flashing beacon)	Lake	Bicycle & Pedestrian	HSIP Group 1	CE		\$ -	\$ 8,665.05	\$ (8,665.05)
1500320	Griffith	ST-1001	Town Wide Sign Replacement - Regulatory/Warning & Street Name	Lake	Intersection Safety	HSIP Group 2	CE		\$ -	\$ 37,265.77	\$ (37,265.77)
1500321	Griffith	ST-1009	Erie-Lackawanna Trail Crossing at Main St (flashing beacon)	Lake	Bicycle & Pedestrian	HSIP Group 1	CN		\$ -	\$ 114,326.34	\$ (114,326.34)
0710062	Hammond	ST-1001	Columbia Ave from Michigan St to Chicago St	Lake	Roadway Rehabilitation	STP Group 1	CE		\$ -	\$ 284,671.46	\$ (284,671.46)

1601164	Hammond	ST-1001	Install 3 HAWK Signal Devices, 150th, Douglas and 165th at Trail Crossings	Lake	Bicycle & Pedestrian	HSIP Group 1	CE		\$ -	\$ 22,727.58	\$ (22,727.58)
1601164	Hammond	ST-1001	Install 3 HAWK Signal Devices, 150th, Douglas and 165th at Trail Crossings	Lake	Bicycle & Pedestrian	HSIP Group 1	PE		\$ -	\$ 73,079.40	\$ (73,079.40)
1601164	Hammond	ST-1001	Install 3 HAWK Signal Devices, 150th, Douglas and 165th at Trail Crossings	Lake	Bicycle & Pedestrian	HSIP Group 1	CN		\$ -	\$ 178,841.47	\$ (178,841.47)
1297017	Hammond	SR-312	Chicago St. (SR 312) Calumet Ave to White Oak Ave Phase 3	Lake	Roadway Reconstruction	Demonstration (US Legislative)	ROW		\$ -	\$ 1,336,893.41	\$ (1,336,893.41)
1297017	Hammond	SR-312	Chicago St. (SR 312) Calumet Ave to White Oak Ave Phase 3	Lake	Roadway Reconstruction	Demonstration (US Legislative)	CN		\$ -	\$ 5,815,520.56	\$ (5,815,520.56)
1297017	Hammond	SR-312	Chicago St. (SR 312) Calumet Ave to White Oak Ave Phase 3	Lake	Roadway Reconstruction	Demonstration (US Legislative)	PE		\$ -	\$ 315,740.23	\$ (315,740.23)
1500221	Hammond	ST-1001	Chicago Street, State Line to Marble Street, Phase 1	Lake	Roadway Reconstruction	Demonstration (US Legislative)	RR		\$ -	\$ 779,240.30	\$ (779,240.30)
1500222	Hammond	ST-1001	Chicago Street from Marble Street to Baltimore Avenue, Phase 2	Lake	Roadway Reconstruction	Demonstration (US Legislative)	CN		\$ 6,241,500.00	\$ 3,620,462.42	\$ 2,621,037.58
1500724	Hammond	ST-1001	Chicago Street (SR 312) Advance Clearing	Lake	Roadway Reconstruction	Demonstration (US Legislative)	CE		\$ -	\$ 109,759.18	\$ (109,759.18)
1601163	Hammond	ST-1001	173rd Ave Pedestrian Island Construction at Main Entrance to Purdue NW	Lake	Intersection Safety	HSIP Group 1	CE		\$ 193,548.00	\$ 174,192.74	\$ 19,355.26
1601163	Hammond	ST-1001	173rd Ave Pedestrian Island Construction at Main Entrance to Purdue NW	Lake	Intersection Safety	HSIP Group 1	CN		\$ 1,390,994.00	\$ 720,787.73	\$ 670,206.27
1601163	Hammond	ST-1001	173rd Ave Pedestrian Island Construction at Main Entrance to Purdue NW	Lake	Intersection Safety	HSIP (Sect 164) Group 1	CN		\$ -	\$ 396,570.00	\$ (396,570.00)
1902700	Hammond	ST-1002	Summer St	Lake	Roadway Rehabilitation	STBG Group 1	PE		\$ 810,000.00	\$ -	\$ 810,000.00
0710068	Highland	ST-1038	At intersection of 45th Ave and 5th St	Lake	Intersection Congestion	STBG Group 1	ROW		\$ -	\$ 164,951.60	\$ (164,951.60)
0710068	Highland	ST-1038	At intersection of 45th Ave and 5th St	Lake	Intersection Congestion	STBG Group 1	CE		\$ -	\$ 80,237.24	\$ (80,237.24)
0710068	Highland	ST-1038	At intersection of 45th Ave and 5th St	Lake	Intersection Congestion	STBG Group 1	CN		\$ -	\$ 476,591.96	\$ (476,591.96)
1592274	Highland	IR-1025	Trail Signs along Erie Lackawanna and Prairie Duneland trails	Lake	Bicycle & Pedestrian	TA Group 1	CN		\$ -	\$ 9,243.75	\$ (9,243.75)
1500322	Highland	ST-1037	Hawk Pedestrian Crossing System at 45th St. Crossing & Erie-Lackawanna Trail	Lake	Bicycle & Pedestrian	HSIP Group 1	PE		\$ -	\$ 44,820.00	\$ (44,820.00)
1500322	Highland	ST-1037	Hawk Pedestrian Crossing System at 45th St. Crossing & Erie-Lackawanna Trail	Lake	Bicycle & Pedestrian	HSIP Group 1	CN		\$ -	\$ 193,545.81	\$ (193,545.81)
0100881	Hobart	ST-1001	Along 61st Ave from I-65 to Colorado Street	Lake	Roadway Reconstruction	STBG Group 1	CN		\$ -	\$ 180,840.28	\$ (180,840.28)
0100881	Hobart	ST-1001	Along 61st Ave from I-65 to Colorado Street	Lake	Roadway Reconstruction	CMAQ Group 1	ROW		\$ -	\$ 103,092.82	\$ (103,092.82)
0810541	Hobart	ST-1001	Downtown Hobart along Third Street from Main Street to Center Street	Lake	Roadway Reconstruction	STBG Group 1	CN		\$ -	\$ 58,460.52	\$ (58,460.52)
1401034	Hobart	IR-1004	Colorado St Intersection Improvement at US 30	Lake	Intersection Safety	HSIP Group 1	PE		\$ -	\$ 172,071.00	\$ (172,071.00)
1401034	Hobart	IR-1004	Colorado St Intersection Improvement at US 30	Lake	Intersection Safety	HSIP Group 1	ROW		\$ -	\$ 734,850.00	\$ (734,850.00)
1500417	Hobart	ST-1033	Middle School Corridor Sidewalks	Lake	Bicycle & Pedestrian	TA Group 1	CN		\$ -	\$ 171,451.82	\$ (171,451.82)
1592275	Hobart	ST-1001	Deep River Stormwater Outfall and RMP	Lake	Other	TA Group 1	CN		\$ -	\$ 349,645.06	\$ (349,645.06)
1592275	Hobart	ST-1001	Deep River Stormwater Outfall and RMP	Lake	Other	TA Group 1	CE		\$ -	\$ 90,000.00	\$ (90,000.00)
1172007	Lake County	ST-1038	45th Ave. from Whitcomb to Chase (Ph 2B)	Lake	Roadway Reconstruction	STBG Group 1	CE		\$ -	\$ 247,675.10	\$ (247,675.10)
1172007	Lake County	ST-1038	45th Ave. from Whitcomb to Chase (Ph 2B)	Lake	Roadway Reconstruction	STBG Group 1	CN		\$ -	\$ 1,837,758.00	\$ (1,837,758.00)
1702831	Lake County	IR-1045	Lake County Bridge #47, Belshaw Road over Bruce Ditch, 1.00 Miles East of US 41	Lake	Bridge Replacement	Local Bridge Program	ROW		\$ -	\$ 59,904.00	\$ (59,904.00)
1600930	Lake County	IR-1050	Lake County Bridge #65, 125th Avenue over West Creek	Lake	Bridge Replacement	Local Bridge Program	CN	\$ 34,650.00	\$ 1,437,500.00	\$ -	\$ 1,472,150.00
1400843	Lake County	IR-1043	Lake County Bridge #61, 135th Avenue over West Creek	Lake	Bridge Replacement	Local Bridge Program	CE		\$ -	\$ 85,999.74	\$ (85,999.74)
1400843	Lake County	IR-1043	Lake County Bridge #61, 135th Avenue over West Creek	Lake	Bridge Replacement	Local Bridge Program	CN		\$ -	\$ 653,965.80	\$ (653,965.80)
1902819	Lake County	ST-3088	Lake County Bridge #45-00259 45th Avenue over Hart Ditch	Lake	Bridge Replacement	Local Bridge Program	PE		\$ 485,550.00	\$ 388,400.00	\$ 97,150.00

1400843	Lake County	IR-1043	Lake County Bridge #61, 135th Avenue over West Creek	Lake	Bridge Replacement	Local Bridge Program	ROW		\$ -	\$ 13,271.99	\$ (13,271.99)
1400843	Lake County	IR-1043	Lake County Bridge #61, 135th Avenue over West Creek	Lake	Bridge Replacement	Local Bridge Program	PE		\$ -	\$ 186,320.00	\$ (186,320.00)
9981680	Lake County	ST-1000	Veterans Memorial Trail (Lake County Conrail Rails to Trails)	Lake	Bicycle & Pedestrian	TA Group 1	ROW		\$ -	\$ 375,000.00	\$ (375,000.00)
1592160	Lake County	Various	Countywide Bridge Inspection and Inventory Program for Cycle Years 2018-2021	Lake	Other	Local Bridge Program	PE		\$ -	\$ 697,199.13	\$ (697,199.13)
1600930	Lake County	IR-1050	Lake County Bridge #65, 125th Avenue over West Creek	Lake	Bridge Replacement	Local Bridge Program	PE		\$ -	\$ 252,326.40	\$ (252,326.40)
9980080	Lake County	ST-1000	45th Ave from Colfax to Whitcomb (earmark) (PH3)	Lake	Roadway Reconstruction	STBG Group 1	ROW		\$ 2,096,000.00	\$ 1,200,000.00	\$ 896,000.00
9980080	Lake County	ST-1000	45th Ave from Colfax to Whitcomb (earmark) (PH3)	Lake	Roadway Reconstruction	Demonstration (US Legislative)	ROW		\$ -	\$ 7,542.11	\$ (7,542.11)
1000077	Lowell	ST-1001	Curb sidewalk reconstruction SR 2 (Commercial Ave) Freemont to Burr St	Lake	Bicycle & Pedestrian	STBG Group 3/4	PE		\$ -	\$ 48,559.92	\$ (48,559.92)
1000077	Lowell	ST-1001	Curb sidewalk reconstruction SR 2 (Commercial Ave) Freemont to Burr St	Lake	Bicycle & Pedestrian	STBG Group 3/4	CN		\$ -	\$ 13,399.02	\$ (13,399.02)
1592273	Lowell	ST-1001	Purchase of bike racks	Lake	Bicycle & Pedestrian	CMAQ Group 1	PE		\$ -	\$ 1,104.98	\$ (1,104.98)
1802920	Lowell	ST-3035	Freedom Park located on Nichols St.and ends at Liberty Park on St.	Lake	Bicycle & Pedestrian	TA Group 1	PE		\$ -	\$ 127,147.84	\$ (127,147.84)
1802920	Lowell	ST-3035	Freedom Park located on Nichols St.and ends at Liberty Park on St.	Lake	Bicycle & Pedestrian	TA (Sec 133(h)) State	PE		\$ -	\$ 32,672.37	\$ (32,672.37)
1802924	Lowell	ST-2375	State Road 2 from Harding Street west to 920 feet west of Willow Street	Lake	Roadway Rehabilitation	TA (Sec 133(h)) State	PE		\$ 735,410.00	\$ 586,198.40	\$ 149,211.60
0900067	Merrillville	ST-1001	Mississippi St from 83rd Ave to 93rd Ave.	Lake	Roadway Reconstruction	STBG Group 1	CE		\$ -	\$ 731,752.80	\$ (731,752.80)
1006787	Merrillville	ST-1001	Mississippi Street from 93rd Avenue to 101st Avenue	Lake	Roadway Reconstruction	STBG Group 1	CN		\$ 3,941,295.00	\$ 3,941,295.00	\$ -
1006787	Merrillville	ST-1001	Mississippi Street from 93rd Avenue to 101st Avenue	Lake	Roadway Reconstruction	STBG Group 1	CE		\$ 460,000.00	\$ 460,000.00	\$ -
1006787	Merrillville	ST-1001	Mississippi Street from 93rd Avenue to 101st Avenue	Lake	Roadway Reconstruction	STBG Group 1	CN		\$ -	\$ 1,647,098.84	\$ (1,647,098.84)
1901949	Merrillville	ST-1002	Broadway from 73rd to US 30 sidewalks	Lake	Bicycle & Pedestrian	TA Group 1	ROW		\$ -	\$ 44,200.00	\$ (44,200.00)
1901949	Merrillville	ST-1002	Broadway from 73rd to US 30 sidewalks	Lake	Bicycle & Pedestrian	TA Group 1	ROW		\$ 65,000.00	\$ 7,800.00	\$ 57,200.00
2001100	MPO - Northwest	MS-00	NIRPC MPO UPWP PL FY 2021-2022	LaPorte	Other	CMAQ Group 1	PL		\$ -	\$ 720,000.00	\$ (720,000.00)
2001100	MPO - Northwest	MS-00	NIRPC MPO UPWP PL FY 2021-2022	LaPorte	Other	STBG Group 1	PL		\$ 64,375.00	\$ 954,643.06	\$ (890,268.06)
2001100	MPO - Northwest	MS-00	NIRPC MPO UPWP PL FY 2021-2022	LaPorte	Other	FTA 5307 Chicago UZA	PL	\$ 383,750.00	\$ 395,000.00	\$ 563,915.94	\$ 214,834.06
2001100	MPO - Northwest	MS-00	NIRPC MPO UPWP PL FY 2021-2022	LaPorte	Other	STBG Group 1	PL		\$ -	\$ 104,545.00	\$ (104,545.00)
0710056	Munster	ST-1037	Reconstruction of 45th St. from 0.2 miles E of Calumet Avenue	Lake	Roadway Reconstruction	STBG Group 1	CN		\$ -	\$ 48,210.44	\$ (48,210.44)
0710056	Munster	ST-1037	Reconstruction of 45th St. from 0.2 miles E of Calumet Avenue	Lake	Roadway Reconstruction	STBG Group 1	CN		\$ -	\$ 330,332.21	\$ (330,332.21)
0710056	Munster	ST-1037	Reconstruction of 45th St. from 0.2 miles E of Calumet Avenue	Lake	Roadway Reconstruction	STBG Group 1	CN		\$ -	\$ 11,413.59	\$ (11,413.59)
1601148	New Chicago	VA-1042	Purchase E-85 fuel	Lake	Other	CMAQ Group 1	PE		\$ -	\$ 10,299.61	\$ (10,299.61)
0900080	Portage	ST-1001	Willowcreek Road Intersection at Central Ave	Porter	Intersection Congestion	CMAQ Group 1	CE		\$ -	\$ 121,232.00	\$ (121,232.00)
0900080	Portage	ST-1001	Willowcreek Road Intersection at Central Ave	Porter	Intersection Congestion	CMAQ Group 1	CN	\$ 1,961,388.00	\$ 143,590.00	\$ 1,064,794.21	\$ 1,040,183.79
1173430	Portage	ST-1012	Central Ave. reconstruction from 0.1 miles east of Willowdale Rd to 0.05 miles w	Porter	Roadway Reconstruction	STBG Group 1	PE		\$ 93,750.00	\$ -	\$ 93,750.00
1601923	Portage	IR-1027	Rehab Willowcreek Road Bridge over I-80/90	Porter	Roadway Rehabilitation	STBG Group 1	CN		\$ -	\$ 161,530.06	\$ (161,530.06)
1500418	Portage	SP-BIKE	Marquette Greenway trail along AmeriPLEX Drive	Porter	Bicycle & Pedestrian	TA Group 1	CN		\$ 1,920,900.00	\$ 475,806.56	\$ 1,445,093.44
1500418	Portage	SP-BIKE	Marquette Greenway trail along AmeriPLEX Drive	Porter	Bicycle & Pedestrian	TA Group 1	PE		\$ -	\$ 54,160.00	\$ (54,160.00)
1500418	Portage	SP-BIKE	Marquette Greenway trail along AmeriPLEX Drive	Porter	Bicycle & Pedestrian	TA Group 1	CE		\$ -	\$ 85,525.98	\$ (85,525.98)
1500418	Portage	SP-BIKE	Marquette Greenway trail along AmeriPLEX Drive	Porter	Bicycle & Pedestrian	TA Group 1	CE		\$ -	\$ 35,122.02	\$ (35,122.02)
1902124	Portage	IR-1015	Road Rehabilitation on Crisman Rd from McCasland Ave to Old Porter Rd	Porter	Roadway Rehabilitation	Demonstration (US Legislative)	PE		\$ 334,000.00	\$ 267,200.00	\$ 66,800.00

1383364	Porter County	ST-1001	CR 5625 W; 1.6 miles south of CR 1000 S over Kankakee #62	Porter	Bridge Rehabilitation	Local Bridge Program	CN		\$ 1,806,400.00	\$ 1,806,400.00	\$ -
1592163	Porter County	Various	Countywide Bridge Inspection and Inventory Program for Cycle Years 2018-2021	Porter	Other	Local Bridge Program	PE		\$ 10,120.00	\$ 299,629.54	\$ (289,509.54)
1401029	Porter County	IR-1001	CR 1005 - 2000' W of CR 725W to 1000' E of CR 500W Sight Distance Improvement	Porter	Roadway Reconstruction	STBG Group 1	PE		\$ -	\$ 113,025.60	\$ (113,025.60)
1401029	Porter County	IR-1001	CR 1005 - 2000' W of CR 725W to 1000' E of CR 500W Sight Distance Improvement	Porter	Roadway Reconstruction	STBG Group 3/4	CN	\$ 1,518,930.00	\$ 6,242,270.00	\$ -	\$ 7,761,200.00
1500419	Porter County	SP-BIKE	Marquette Greenway, Calumet Trail Phase V	Porter	Bicycle & Pedestrian	TA Group 1	PE		\$ 375,000.00	\$ 239,939.54	\$ 135,060.46
1500419	Porter County	SP-BIKE	Marquette Greenway, Calumet Trail Phase V	Porter	Bicycle & Pedestrian	TA Group 1	PE		\$ -	\$ 60,060.46	\$ (60,060.46)
1802932	Porter County		Bridge #149 Waverly Road over the Little Calumet River	Porter	Bridge Rehabilitation	Local Bridge Program	ROW		\$ 110,000.00	\$ -	\$ 110,000.00
1802941	Porter County		Bridge Replacement on C.R 200 West (Babcock Rd) over Damon Run Bridge #131; 0.7 miles north of US 6	Porter	Bridge Rehabilitation	Local Bridge Program	ROW		\$ 70,000.00	\$ -	\$ 70,000.00
0900075	Valparaiso	ST-1001	Reconstruct Silhavy Road: LaPorte Ave to Evans Ave	Porter	Roadway Rehabilitation	STBG Group 1	CE		\$ -	\$ 395,584.00	\$ (395,584.00)
0900075	Valparaiso	ST-1001	Reconstruct Silhavy Road: LaPorte Ave to Evans Ave	Porter	Roadway Rehabilitation	STBG Group 1	CN		\$ -	\$ 1,763,464.90	\$ (1,763,464.90)
0900075	Valparaiso	ST-1001	Reconstruct Silhavy Road: LaPorte Ave to Evans Ave	Porter	Roadway Reconstruction	STBG Group 1	CN		\$ -	\$ 1,274,420.62	\$ (1,274,420.62)
0900075	Valparaiso	ST-1001	Reconstruct Silhavy Road: LaPorte Ave to Evans Ave	Porter	Roadway Reconstruction	STBG Group 1	RR		\$ -	\$ 24,024.00	\$ (24,024.00)
1400569	Valparaiso	IR-1019	Calumet Ave from Burlington Beach Rd to Bullseye Lake Rd	Porter	Roadway Rehabilitation	HSIP Group 1	CN		\$ -	\$ 863,493.74	\$ (863,493.74)
1400569	Valparaiso	IR-1019	Calumet Ave from Burlington Beach Rd to Bullseye Lake Rd	Porter	Roadway Rehabilitation	STBG Group 1	ROW		\$ -	\$ 125,760.00	\$ (125,760.00)
1401814	Valparaiso	SP-BIKE	US 30 Shared use path, Hayes Leonard to Washington	Porter	Bicycle & Pedestrian	STBG Group 1	CE		\$ -	\$ 311,129.97	\$ (311,129.97)
1401814	Valparaiso	SP-BIKE	US 30 Shared use path, Hayes Leonard to Washington	Porter	Bicycle & Pedestrian	STBG Group 1	CN		\$ -	\$ 2,461,410.44	\$ (2,461,410.44)
1601159	Valparaiso	ST-1001	Ransom Road Safety Improvements, CR 50 W to CR 150 W	Porter	Roadway Safety	HSIP Group 1	CN		\$ -	\$ 530,667.47	\$ (530,667.47)
1601159	Valparaiso	ST-1001	Ransom Road Safety Improvements, CR 50 W to CR 150 W	Porter	Roadway Safety	HSIP Group 1	CE		\$ 32,600.00	\$ 78,930.00	\$ (46,330.00)
1601726	Winfield	ST-1001	Hawk Signal on Randolph St.	Lake	Bicycle & Pedestrian	HSIP Group 1	CN		\$ -	\$ 59,446.00	\$ (59,446.00)

Group 2 (La Porte County)											
Designation or Project Number	Sponsor	Route	Des Location	County	Project Type	Fund Method Description	Phase	TIP Prior Year	TIP Current Year	Total Federal Amount	Variance
0600387	La Porte	Various	Rehab LaPorte Train Depot - Phase 3	LaPorte	Other	STBG Group 2	CE		\$ -	\$ 113,236.96	\$ (113,236.96)
1702262	La Porte	ST-1001	City of LaPorte Sign Inventory	LaPorte	Other	STBG Group 2	PE		\$ -	\$ 38,575.35	\$ (38,575.35)
1401028	La Porte	IR-1023	Construct Chessie Bike-Ped Trail 1	LaPorte	Bicycle & Pedestrian	CMAQ Group 2	CN		\$ -	\$ 13,535.94	\$ (13,535.94)
1401028	La Porte	IR-1023	Construct Chessie Bike-Ped Trail 1	LaPorte	Bicycle & Pedestrian	STBG Group 2	CE		\$ -	\$ 94,984.25	\$ (94,984.25)
1401028	La Porte	IR-1023	Construct Chessie Bike-Ped Trail 1	LaPorte	Bicycle & Pedestrian	STBG Group 2	PE		\$ -	\$ 35,360.50	\$ (35,360.50)
1601818	La Porte	ST-1001	Pavement PM on various roads in City of LaPorte (see project list)	LaPorte	Roadway Rehabilitation	STBG Group 2	CN		\$ -	\$ 389,101.47	\$ (389,101.47)
1601818	La Porte	ST-1001	Pavement PM on various roads in City of LaPorte (see project list)	LaPorte	Roadway Rehabilitation	STBG Group 2	CE		\$ -	\$ 45,631.11	\$ (45,631.11)
1601867	La Porte	IR-1023	Chessie Trail Phase 2 (SR35/39 near Kroger to Intersection of L/State Street)	LaPorte	Bicycle & Pedestrian	CMAQ Group 2	ROW		\$ 200,000.00	\$ 158,152.00	\$ 41,848.00
1702281	La Porte	ST-1001	Michigan Ave pavement restoration from Harrison to Kingsbury	LaPorte	Roadway Rehabilitation	STBG Group 2	CN		\$ -	\$ 188,628.72	\$ (188,628.72)
1702281	La Porte	ST-1001	Michigan Ave pavement restoration from Harrison to Kingsbury	LaPorte	Roadway Rehabilitation	STBG Group 2	CE		\$ -	\$ 18,465.07	\$ (18,465.07)
1700756	La Porte	ST-1001	Pavement PM on various roads in City of LaPorte (see project list)	LaPorte	Roadway Rehabilitation	STBG Group 2	CN		\$ 250,000.00	\$ -	\$ 250,000.00
1700760	La Porte	IR-1023	Repairs on various sidewalks in the City of La Porte	LaPorte	Bicycle & Pedestrian	STBG Group 2	CN		\$ 562,500.00	\$ -	\$ 562,500.00
1382219	LaPorte County	IR-1006	Johnson Road at CR 400 N	LaPorte	Intersection Safety	STBG Group 2	CE		\$ -	\$ 113,527.77	\$ (113,527.77)

1382219	LaPorte County	IR-1006	Johnson Road at CR 400 N	LaPorte	Intersection Safety	STBG Group 2	CN		\$ 40,019.00	\$ 836,522.63	\$ (796,503.63)
1902815	LaPorte County	IR-6560	Bridge #97 00.60 S CR 1300 S	LaPorte	Bridge Replacement	STBG Group 2	PE		\$ -	\$ 95,000.00	\$ (95,000.00)
1383479	LaPorte County	IR-1031	CR 875 W, 0.10 mile S of CR 400 N	LaPorte	Bridge Replacement	STBG Group 2	CN		\$ -	\$ 622,226.06	\$ (622,226.06)
1382219	LaPorte County	IR-1006	Johnson Road at CR 400 N	LaPorte	Intersection Safety	STBG Group 2	ROW		\$ -	\$ 104,641.16	\$ (104,641.16)
1382604	LaPorte County	IR-1023	Construct Lincoln Trail in/near Westville	LaPorte	Bicycle & Pedestrian	STBG Group 2	ROW		\$ -	\$ 45,533.13	\$ (45,533.13)
1382604	LaPorte County	IR-1023	Construct Lincoln Trail in/near Westville	LaPorte	Bicycle & Pedestrian	CMAQ Group 2	CN		\$ -	\$ 175,293.54	\$ (175,293.54)
1902815	LaPorte County	IR-6560	Bridge #97 00.60 S CR 1300 S	LaPorte	Bridge Replacement	Local Bridge Program	PE		\$ 248,600.00	\$ 103,880.00	\$ 144,720.00
1382604	LaPorte County	IR-1023	Construct Lincoln Trail in/near Westville	LaPorte	Bicycle & Pedestrian	CMAQ Group 2	CE		\$ -	\$ 38,113.66	\$ (38,113.66)
1382604	LaPorte County	IR-1023	Construct Lincoln Trail in/near Westville	LaPorte	Bicycle & Pedestrian	CMAQ Group 2	PE		\$ -	\$ 80,860.40	\$ (80,860.40)
1382604	LaPorte County	IR-1023	Construct Lincoln Trail in/near Westville	LaPorte	Bicycle & Pedestrian	CMAQ Group 2	ROW		\$ -	\$ 56,109.05	\$ (56,109.05)
1401027	LaPorte County	IR-1008	Replace Otis Road Bridge over Little Calumet River	LaPorte	Bridge Replacement	Local Bridge Program	ROW		\$ 100,000.00	\$ 65,040.00	\$ 34,960.00
1383479	LaPorte County	IR-1031	CR 875 W, 0.10 mile S of CR 400 N	LaPorte	Bridge Replacement	Local Bridge Program	CE		\$ -	\$ 110,064.30	\$ (110,064.30)
1383479	LaPorte County	IR-1031	CR 875 W, 0.10 mile S of CR 400 N	LaPorte	Bridge Replacement	Local Bridge Program	PE		\$ -	\$ 56,727.17	\$ (56,727.17)
1500346	LaPorte County	Various	Countywide Bridge Inspection and Inventory Program for Cycle Years 2016-2019	LaPorte	Other	STBG Group 2	PE		\$ -	\$ 243,101.12	\$ (243,101.12)
1601868	LaPorte County	IR-1023	Wayfinding Signage	LaPorte	Intersection Safety	STBG Group 2	ROW		\$ -	\$ 11,512.00	\$ (11,512.00)
1601868	LaPorte County	IR-1023	Wayfinding Signage	LaPorte	Intersection Safety	STBG Group 2	PE		\$ -	\$ 59,588.00	\$ (59,588.00)
1702829	LaPorte County	IR-1033	Intersection Improvement on CR 150 North near Lofgren Road and CR 250 East	LaPorte	Intersection Safety	HSIP Group 3/4	ROW		\$ 112,525.00	\$ -	\$ 112,525.00
1702833	LaPorte County	IR-1033	Bridge #186 CR S 652 West over Kankakee River. (3 mi south of SR8 and 3.5 mi east of US 421, North of English	LaPorte	Bridge Rehabilitation	Local Bridge Program	ROW		\$ 50,000.00	\$ -	\$ 50,000.00
1801831	LaPorte County	IR-1023	Lincoln Trail Extension 421/2 to south entrance to Purdue NW	LaPorte	Bicycle & Pedestrian	STBG Group 2	PE	\$ 19,000.00	\$ 435,968.00	\$ 15,200.00	\$ 439,768.00
1902197	LaPorte County	IR-1001	Replacing aging regulatory and warning signs throughout LaPorte County	LaPorte	Intersection Safety	HSIP Group 2	PE		\$ 32,250.00	\$ 29,025.00	\$ 3,225.00
1902818	LaPorte County	IR-1138	Unincorporated Union Mills-Sidewalk and ramps along Hamilton and Water Streets	LaPorte	Bicycle & Pedestrian	TA Group 2	PE		\$ 119,500.00	\$ 95,244.00	\$ 24,256.00
1592335	LaPorte County	IR-1138	Bicycle & Pedestrian Facilities at Marquette /Singing Sands Trail (LPCO)	LaPorte	Bicycle & Pedestrian	STBG Group 2	ROW		\$ 132,275.00	\$ -	\$ 132,275.00
1592338	LaPorte County	IR-1139	Economic Corridor Study	LaPorte	Other	STBG Group 2	PE		\$ 20,000.00	\$ -	\$ 20,000.00
1902029	LaPorte County		Bridge Inspection FY 21-24	LaPorte	Other	Local Bridge Program	PE		\$ 208,343.00	\$ -	\$ 208,343.00
1500324	Michigan City	IR-1023	Singing Sands Trail Ph 2 - Franklin St Bridge to E Street	LaPorte	Bicycle & Pedestrian	TA Group 2	CN		\$ -	\$ 1,742,061.10	\$ (1,742,061.10)
1500324	Michigan City	IR-1023	Singing Sands Trail Ph 2 - Franklin St Bridge to E Street	LaPorte	Bicycle & Pedestrian	TA Group 2	CN		\$ -	\$ 187,642.98	\$ (187,642.98)
1500324	Michigan City	IR-1023	Singing Sands Trail Ph 2 - Franklin St Bridge to E Street	LaPorte	Bicycle & Pedestrian	TA Group 2	CE		\$ -	\$ 162,800.00	\$ (162,800.00)
1601869	Michigan City	IR-1023	Singing Sands Trail Phase 3	LaPorte	Bicycle & Pedestrian	TA Group 2	CN		\$ 1,014,761.00	\$ 1,014,761.00	\$ -

INDOT												
Designation or Project Number	Sponsor	Route	Des Location	County	Project Type	Fund Method Description	Phase	TIP Prior Year	TIP Current Year	Total Federal Amount	Variance	
9629936	INDOT	US-6	From 0.28 mi. E of Scottsdale Rd, 2.16 mi. W of SR 149 to 0.18 mile E of SR 149	INDOT - Porter	Roadway Reconstruction	STBG State	CE		\$ -	\$ 1,386,403.04	\$ (1,386,403.04)	
0014060	INDOT	US-12	From 3.60 miles W of I-65 to 0.84 mile E of I-65	INDOT - Lake	Roadway Reconstruction	STBG State	CN		\$ -	\$ 744,533.22	\$ (744,533.22)	
0200384	INDOT	SR-152	SR 152 bridge over CSX and IHB Railroad, 3.48 km N of I-80/94	INDOT - Lake	Bridge Replacement	STBG State	CN		\$ -	\$ 403,111.87	\$ (403,111.87)	
0200384	INDOT	SR-152	SR 152 bridge over CSX and IHB Railroad, 3.48 km N of I-80/94	INDOT - Lake	Bridge Rehabilitation	STBG State	CN		\$ -	\$ 797.98	\$ (797.98)	
0200384	INDOT	SR-152	SR 152 bridge over CSX and IHB Railroad, 3.48 km N of I-80/94	INDOT - Lake	Bridge Replacement	NHPP Non-Interstate	CE		\$ -	\$ 84,257.08	\$ (84,257.08)	
0200384	INDOT	SR-152	SR 152 bridge over CSX and IHB Railroad, 3.48 km N of I-80/94	INDOT - Lake	Bridge Rehabilitation	NHPP Non-Interstate	CN		\$ -	\$ 191,276.71	\$ (191,276.71)	
0200384	INDOT	SR-152	SR 152 bridge over CSX and IHB Railroad, 3.48 km N of I-80/94	INDOT - Lake	Bridge Rehabilitation	STBG State	CE		\$ -	\$ 16,277.32	\$ (16,277.32)	
0201255	INDOT	SR-2	Bridge over Cedar Creek, 2.42 miles E of US 41	INDOT - Lake	Bridge Replacement	STBG State	CN		\$ -	\$ 643,400.92	\$ (643,400.92)	
0300049	INDOT	US-41	From N of Ridge Road to Little Calumet River (Phase IA)	INDOT - Lake	Roadway Reconstruction	NHS Non-Interstate	CE		\$ -	\$ 234,622.67	\$ (234,622.67)	
0500462	INDOT	SR-53	93rd Ave to US30 (Crown Point/Merillville Corp Line)	INDOT - Lake	Roadway Rehabilitation	STBG State	PE		\$ -	\$ 7,924.78	\$ (7,924.78)	
0500462	INDOT	SR-53	93rd Ave to US30 (Crown Point/Merillville Corp Line)	INDOT - Lake	Roadway Rehabilitation	STBG State	PE		\$ -	\$ -	\$ -	
0500462	INDOT	SR-53	93rd Ave to US30 (Crown Point/Merillville Corp Line)	INDOT - Lake	Roadway Rehabilitation	STBG State	CE		\$ -	\$ 11,563.90	\$ (11,563.90)	
0500462	INDOT	SR-53	93rd Ave to US30 (Crown Point/Merillville Corp Line)	INDOT - Lake	Roadway Rehabilitation	STBG State	CN		\$ -	\$ 950,938.23	\$ (950,938.23)	
0800453	INDOT	I-94	Advanced Traffic Management System Expansion in NW Ind on I-94 and I-65	INDOT - Lake	Other	Interstate Maintenance	PE		\$ -	\$ 541,736.81	\$ (541,736.81)	
0800453	INDOT	I-94	Advanced Traffic Management System Expansion in NW Ind on I-94 and I-65	INDOT - Lake	Traffic - Other	CMAQ State	CN		\$ -	\$ 5,945,842.67	\$ (5,945,842.67)	
0800453	INDOT	I-94	Advanced Traffic Management System Expansion in NW Ind on I-94 and I-65	INDOT - Lake	Traffic - Other	CMAQ State	CE		\$ -	\$ 15,468.49	\$ (15,468.49)	
0800453	INDOT	I-94	Advanced Traffic Management System Expansion in NW Ind on I-94 and I-65	INDOT - Lake	Traffic - Other	CMAQ State	PE		\$ -	\$ 11,292.82	\$ (11,292.82)	
0800453	INDOT	I-94	Advanced Traffic Management System Expansion in NW Ind on I-94 and I-65	INDOT - Lake	Traffic - Other	CMAQ State	CE		\$ -	\$ 101,392.05	\$ (101,392.05)	
1005719	INDOT	I-80	Martin Luther King Street over I-80/94 in Gary	INDOT - Lake	Bridge Maintenance	Interstate Maintenance	CE		\$ -	\$ 82,929.07	\$ (82,929.07)	
1005719	INDOT	I-80	Martin Luther King Street over I-80/94 in Gary	INDOT - Lake	Bridge Maintenance	Interstate Maintenance	PE		\$ -	\$ 238,451.54	\$ (238,451.54)	
1006622	INDOT	US-20	& Waverly Rd	INDOT - Porter	Intersection Safety	HSIP State	CE		\$ -	\$ 79,852.00	\$ (79,852.00)	
1006635	INDOT	US-41	from SR 2 N jct to 3.29mi S of US 231 (135th Ave)	INDOT - Lake	Roadway Rehabilitation	NHPP Non-Interstate	CE		\$ -	\$ 8,400.00	\$ (8,400.00)	
1006725	INDOT	I-94	WB bridge over CSX RR, 0.74 miles E of SR 49	INDOT - Porter	Bridge Rehabilitation	NHPP Interstate	PE		\$ -	\$ 150,624.00	\$ (150,624.00)	
1006725	INDOT	I-94	WB bridge over CSX RR, 0.74 miles E of SR 49	INDOT - Porter	Bridge Rehabilitation	NHPP Interstate	RR		\$ -	\$ 63,713.44	\$ (63,713.44)	
1006725	INDOT	I-94	WB bridge over CSX RR, 0.74 miles E of SR 49	INDOT - Porter	Bridge Rehabilitation	NHPP Interstate	CN		\$ -	\$ 376,104.65	\$ (376,104.65)	
1006725	INDOT	I-94	WB bridge over CSX RR, 0.74 miles E of SR 49	INDOT - Porter	Bridge Rehabilitation	NHPP Interstate	CE		\$ -	\$ 266.25	\$ (266.25)	
1006746	INDOT	I-94	0.8 mi E of US 421	INDOT - LaPorte	Small Structure Rehab/Replace	NHPP Interstate	PE		\$ -	\$ 41,880.20	\$ (41,880.20)	
1006746	INDOT	I-94	0.8 mi E of US 421	INDOT - LaPorte	Small Structure Rehab/Replace	Interstate Maintenance	ROW		\$ -	\$ 823.50	\$ (823.50)	

1006746	INDOT	I-94	0.8 mi E of US 421	INDOT - LaPorte	Small Structure Rehab/Replace	Interstate Maintenance	ROW		\$ -	\$ 598.50	\$ (598.50)
1006750	INDOT	SR-149	Bridge over Salt Creek, 4.90 miles N of SR 130	INDOT - Porter	Bridge Rehabilitation	NHPP Non-Interstate	CN		\$ -	\$ 231,235.39	\$ (231,235.39)
1006750	INDOT	SR-149	Bridge over Salt Creek, 4.90 miles N of SR 130	INDOT - Porter	Bridge Rehabilitation	NHPP Non-Interstate	CE		\$ -	\$ 4,389.80	\$ (4,389.80)
1006750	INDOT	SR-149	Bridge over Salt Creek, 4.90 miles N of SR 130	INDOT - Porter	Bridge Rehabilitation	NHPP Non-Interstate	PE		\$ -	\$ 64,272.02	\$ (64,272.02)
1006772	INDOT	US-231	from W Jct of SR 55 to US 41	INDOT - Lake	Roadway Rehabilitation	STBG State	CE		\$ -	\$ 120.12	\$ (120.12)
1006777	INDOT	I-80	from Illinois State Line to SR 912 (Cline Ave)	INDOT - Lake	Roadway Rehabilitation	Interstate Maintenance	CE		\$ -	\$ 14,964.35	\$ (14,964.35)
1172251	INDOT	I-94	.53 miles E of SR 249 to .45 miles E of SR 49	INDOT - Porter	Roadway Rehabilitation	Interstate Maintenance	PE		\$ -	\$ 10,031.58	\$ (10,031.58)
1172251	INDOT	I-94	.53 miles E of SR 249 to .45 miles E of SR 49	INDOT - Porter	Roadway Rehabilitation	NHPP Interstate	CE		\$ -	\$ 1,738,076.14	\$ (1,738,076.14)
1172270	INDOT	I-94	0.65 mi E of jct US 20	INDOT - Porter	Small Structure Rehab/Replace	Interstate Maintenance	CN		\$ -	\$ 230,095.31	\$ (230,095.31)
1172271	INDOT	I-94	0.13 mi W of jct SR 149	INDOT - Porter	Small Structure Rehab/Replace	NHPP Interstate	PE		\$ -	\$ 56,844.46	\$ (56,844.46)
1173421	INDOT	I-94	EB Bridge over CSX RR, 0.74 miles E of SR 49	INDOT - Porter	Bridge Rehabilitation	NHPP Interstate	CE		\$ -	\$ 1,289.65	\$ (1,289.65)
1173421	INDOT	I-94	EB Bridge over CSX RR, 0.74 miles E of SR 49	INDOT - Porter	Bridge Rehabilitation	NHPP Interstate	CN		\$ -	\$ 404,249.66	\$ (404,249.66)
1296265	INDOT	I-65	I80/94 to US12/20	INDOT - Lake	Roadway Rehabilitation	NHPP Interstate	CN		\$ -	\$ 524,850.24	\$ (524,850.24)
1296265	INDOT	I-65	I80/94 to US12/20	INDOT - Lake	Roadway Rehabilitation	NHPP Interstate	CE		\$ -	\$ 2,912.09	\$ (2,912.09)
1296298	INDOT	US-30	At Rhode Island Ave, 0.4mi W of I-65	INDOT - Lake	Intersection Congestion	NHPP Non-Interstate	PE		\$ -	\$ 3,831.26	\$ (3,831.26)
1296298	INDOT	US-30	At Rhode Island Ave, 0.4mi W of I-65	INDOT - Lake	Intersection Congestion	HSIP State	CN		\$ -	\$ 482,770.84	\$ (482,770.84)
1296298	INDOT	US-30	At Rhode Island Ave, 0.4mi W of I-65	INDOT - Lake	Intersection Congestion	HSIP State	CE		\$ -	\$ 22,574.18	\$ (22,574.18)
1296298	INDOT	US-30	At Rhode Island Ave, 0.4mi W of I-65	INDOT - Lake	Intersection Congestion	HSIP State	ROW		\$ -	\$ 15.69	\$ (15.69)
1296299	INDOT	US-30	at Mississippi St., 0.4mi E of I-65	INDOT - Lake	Intersection Congestion	HSIP State	CN		\$ -	\$ 594,067.56	\$ (594,067.56)
1296299	INDOT	US-30	at Mississippi St., 0.4mi E of I-65	INDOT - Lake	Intersection Congestion	HSIP State	CE		\$ -	\$ 4,953.62	\$ (4,953.62)
1296299	INDOT	US-30	at Mississippi St., 0.4mi E of I-65	INDOT - Lake	Intersection Congestion	HSIP State	CE		\$ -	\$ 903.48	\$ (903.48)
1296305	INDOT	US-12	From SR 912 E Jct to US 12/20 merge at Bridge St.	INDOT - Lake	Roadway Rehabilitation	NHPP Non-Interstate	RR		\$ -	\$ 218.80	\$ (218.80)
1296305	INDOT	US-12	From SR 912 E Jct to US 12/20 merge at Bridge St.	INDOT - Lake	Roadway Rehabilitation	NHPP Non-Interstate	PE		\$ -	\$ 60,239.03	\$ (60,239.03)
1296339		US-20	Bridge painting (Amtrak & Chandler Rd)	INDOT - LaPorte	Bridge Maintenance	NHPP Non-Interstate	CN		\$ 622,488.00	\$ -	\$ 622,488.00
1296446	INDOT	US-30	0.65 miles E of I 65	INDOT - Lake	Small Structure Rehab/Replace	NHPP Non-Interstate	CN		\$ -	\$ 14,343.35	\$ (14,343.35)
1296516	INDOT	US-41	From 2.57 mi S of US 231 (135th Ave) to 0.27 mi N of US 30	INDOT - Lake	Roadway Safety	NHPP Non-Interstate	CN		\$ -	\$ 4,673,913.36	\$ (4,673,913.36)
1296990		US-20	Bridge Deck Replacement (Amtrak & Chandler Rd)	INDOT - LaPorte	Bridge Rehabilitation	NHPP Non-Interstate			\$ 4,171,771.00	\$ -	\$ 4,171,771.00
1298068	INDOT	SR-2	From 1.4 mi E of SR 4 (Burson) to US 20	INDOT - LaPorte	Roadway Rehabilitation	STBG State	PE		\$ -	\$ 21,568.60	\$ (21,568.60)
1298068	INDOT	SR-2	From 1.4 mi E of SR 4 (Burson) to US 20	INDOT - LaPorte	Roadway Rehabilitation	STBG State	PE		\$ -	\$ 45,183.93	\$ (45,183.93)
1298068	INDOT	SR-2	From 1.4 mi E of SR 4 (Burson) to US 20	INDOT - LaPorte	Roadway Rehabilitation	STBG State	CE		\$ -	\$ 50,340.13	\$ (50,340.13)

1298313	INDOT	US-20	US 20 at CR 400 W, 1.44 mi E of US 35	INDOT - LaPorte	Intersection Safety	STBG State	PE		\$ -	\$ 6,562.22	\$ (6,562.22)
1298313	INDOT	US-20	US 20 at CR 400 W, 1.44 mi E of US 35	INDOT - LaPorte	Intersection Safety	STBG State	ROW		\$ -	\$ 69,360.00	\$ (69,360.00)
1298313	INDOT	US-20	US 20 at CR 400 W, 1.44 mi E of US 35	INDOT - LaPorte	Intersection Safety	STBG State	PE		\$ -	\$ 316,632.78	\$ (316,632.78)
1298313	INDOT	US-20	US 20 at CR 400 W, 1.44 mi E of US 35	INDOT - LaPorte	Intersection Safety	NHPP Non-Interstate	CE		\$ -	\$ 13,847.36	\$ (13,847.36)
1298313	INDOT	US-20	US 20 at CR 400 W, 1.44 mi E of US 35	INDOT - LaPorte	Intersection Safety	NHPP Non-Interstate	PE		\$ -	\$ 10,240.09	\$ (10,240.09)
1298313	INDOT	US-20	US 20 at CR 400 W, 1.44 mi E of US 35	INDOT - LaPorte	Intersection Safety	NHPP Non-Interstate	ROW		\$ -	\$ 38,250.00	\$ (38,250.00)
1298313	INDOT	US-20	US 20 at CR 400 W, 1.44 mi E of US 35	INDOT - LaPorte	Intersection Safety	NHPP Non-Interstate	CN		\$ -	\$ 606,496.21	\$ (606,496.21)
1298397	INDOT	US-12	Bridge over Wisconsin Central RR, IHB RR, and Carey St., 1.33 mi W of SR 912	INDOT - Lake	Bridge Rehabilitation	STBG State	CE		\$ -	\$ 3,611.93	\$ (3,611.93)
1298397	INDOT	US-12	Bridge over Wisconsin Central RR, IHB RR, and Carey St., 1.33 mi W of SR 912	INDOT - Lake	Bridge Rehabilitation	STBG State	PE		\$ -	\$ 129,760.00	\$ (129,760.00)
1298397	INDOT	US-12	Bridge over Wisconsin Central RR, IHB RR, and Carey St., 1.33 mi W of SR 912	INDOT - Lake	Bridge Rehabilitation	STBG State	CN		\$ -	\$ 629,938.24	\$ (629,938.24)
1298402	INDOT	US-20	Bridge over CSX RR, 1.3 mi W of SR 249	INDOT - Porter	Bridge Rehabilitation	STBG State	CE		\$ -	\$ 300.00	\$ (300.00)
1298402	INDOT	US-20	Bridge over CSX RR, 1.3 mi W of SR 249	INDOT - Porter	Bridge Rehabilitation	NHPP Non-Interstate	CE		\$ -	\$ 700.00	\$ (700.00)
1298404	INDOT	US-20	Bridge over I-90, 3.60 mi E of SR 39	INDOT - LaPorte	Bridge Rehabilitation	NHPP Non-Interstate	PE		\$ -	\$ 90,326.40	\$ (90,326.40)
1298546	INDOT	I-94	I-94 EBL bridge over I-90	INDOT - Lake	Bridge Rehabilitation	NHPP Interstate	PE		\$ -	\$ 185,643.00	\$ (185,643.00)
1298546	INDOT	I-94	I-94 EBL bridge over I-90	INDOT - Lake	Bridge Rehabilitation	NHPP Interstate	CE		\$ -	\$ 1,231.39	\$ (1,231.39)
1298548	INDOT	I-80	Georgia St bridge over I-80	INDOT - Lake	Bridge Maintenance	STBG State	CE		\$ -	\$ 8,059.61	\$ (8,059.61)
1298548	INDOT	I-80	Georgia St bridge over I-80	INDOT - Lake	Bridge Maintenance	STBG State	PE		\$ -	\$ 1,978.48	\$ (1,978.48)
1298548	INDOT	I-80	Georgia St bridge over I-80	INDOT - Lake	Bridge Maintenance	NHPP Interstate	PE		\$ -	\$ 43,081.28	\$ (43,081.28)
1298548	INDOT	I-80	Georgia St bridge over I-80	INDOT - Lake	Bridge Maintenance	NHPP Interstate	CN		\$ -	\$ 166,962.25	\$ (166,962.25)
1298566	INDOT	SR-55	1.03 mi. S of US-231	INDOT - Lake	Small Structure Rehab/Replace	STBG State	ROW		\$ -	\$ 320.00	\$ (320.00)
1298566	INDOT	SR-55	1.03 mi. S of US-231	INDOT - Lake	Small Structure Rehab/Replace	STBG State	PE		\$ -	\$ 108,081.02	\$ (108,081.02)
1298566	INDOT	SR-55	1.03 mi. S of US-231	INDOT - Lake	Small Structure Rehab/Replace	STBG State	PE		\$ -	\$ 797.70	\$ (797.70)
1298621	INDOT	US-30	0.02 mi E of SR-53	INDOT - Lake	Small Structure Rehab/Replace	NHPP Non-Interstate	ROW		\$ -	\$ 13,720.00	\$ (13,720.00)
1298621	INDOT	US-30	0.02 mi E of SR-53	INDOT - Lake	Small Structure Rehab/Replace	NHPP Non-Interstate	PE		\$ -	\$ 4,637.26	\$ (4,637.26)
1298621	INDOT	US-30	0.02 mi E of SR-53	INDOT - Lake	Small Structure Rehab/Replace	NHPP Non-Interstate	PE		\$ -	\$ 2,707.14	\$ (2,707.14)
1298621	INDOT	US-30	0.02 mi E of SR-53	INDOT - Lake	Small Structure Rehab/Replace	NHPP Non-Interstate	ROW		\$ -	\$ 5,535.00	\$ (5,535.00)
1383250	INDOT	US-12	1.56 mi E. of US 41 (Schrage Ave) to US 12 & US 20 Jct (Columbus Dr)	INDOT - Lake	Roadway Rehabilitation	NHPP Non-Interstate	CE		\$ -	\$ 16,475.77	\$ (16,475.77)
1383583	INDOT	SR-49	From SR 8 to US 30	INDOT - Porter	Roadway Resurface	STBG State	CE		\$ -	\$ 5,300.00	\$ (5,300.00)
1383583	INDOT	SR-49	From SR 8 to US 30	INDOT - Porter	Roadway Resurface	STBG State	CE		\$ -	\$ 900.00	\$ (900.00)
1383583	INDOT	SR-49	From SR 8 to US 30	INDOT - Porter	Roadway Resurface	STBG State	CE		\$ -	\$ 99,590.85	\$ (99,590.85)

1383633	INDOT	SR-2	At Hayes-Leonard	INDOT - Porter	Intersection Safety	NHS Non-Interstate	ROW		\$ -	\$ 63,887.50	\$ (63,887.50)
1383633	INDOT	SR-2	At Hayes-Leonard	INDOT - Porter	Intersection Safety	NHPP Non-Interstate	PE		\$ -	\$ 250,032.00	\$ (250,032.00)
1383695	INDOT	US-41	From US 231 to 1.52 mi N of US 231 (Standard Drive)	INDOT - Lake	Roadway Safety	HSIP State	ROW		\$ -	\$ 798,380.00	\$ (798,380.00)
1383695	INDOT	US-41	From US 231 to 1.52 mi N of US 231 (Standard Drive)	INDOT - Lake	Roadway Safety	HSIP State	PE		\$ -	\$ 890,015.48	\$ (890,015.48)
1383719	INDOT	US-30	Box Culvert near CR 325 E - WB	INDOT - Porter	Small Structure Rehab/Replace	NHS Non-Interstate	ROW		\$ -	\$ 742.50	\$ (742.50)
1383719	INDOT	US-30	Box Culvert near CR 325 E - WB	INDOT - Porter	Small Structure Rehab/Replace	STBG State	PE		\$ -	\$ 3,167.41	\$ (3,167.41)
1383719	INDOT	US-30	Box Culvert near CR 325 E - WB	INDOT - Porter	Small Structure Rehab/Replace	NHPP Non-Interstate	CE		\$ -	\$ 5,484.89	\$ (5,484.89)
1400114	INDOT	US-30	Industrial Dr to 0.2 mi. E of US 421	INDOT - LaPorte	Roadway Rehabilitation	NHPP Non-Interstate	CN		\$ -	\$ 4,972,646.94	\$ (4,972,646.94)
1400114	INDOT	US-30	Industrial Dr to 0.2 mi. E of US 421	INDOT - LaPorte	Roadway Rehabilitation	NHPP Non-Interstate	PE		\$ -	\$ 151,668.42	\$ (151,668.42)
1400114	INDOT	US-30	Industrial Dr to 0.2 mi. E of US 421	INDOT - LaPorte	Roadway Rehabilitation	NHPP Non-Interstate	CE		\$ -	\$ 73,014.66	\$ (73,014.66)
1400114	INDOT	US-30	Industrial Dr to 0.2 mi. E of US 421	INDOT - LaPorte	Roadway Rehabilitation	NHPP Non-Interstate	CE		\$ -	\$ 14,967.42	\$ (14,967.42)
1400204	INDOT	US-12	0.51 mi. W of US 20 (Lift Bridge)	INDOT - Lake	Bridge Rehabilitation	NHS Non-Interstate	PE		\$ -	\$ 4,633.39	\$ (4,633.39)
1400204	INDOT	US-12	0.51 mi. W of US 20 (Lift Bridge)	INDOT - Lake	Bridge Rehabilitation	STBG State	PE		\$ -	\$ 80,645.91	\$ (80,645.91)
1400204	INDOT	US-12	0.51 mi. W of US 20 (Lift Bridge)	INDOT - Lake	Bridge Rehabilitation	STBG State	CE		\$ -	\$ 15,347.78	\$ (15,347.78)
1400287	INDOT	SR-149	1.64 mi S of jct US 20	INDOT - Porter	Small Structure Rehab/Replace	NHS Non-Interstate	CN		\$ -	\$ 73,859.28	\$ (73,859.28)
1400287	INDOT	SR-149	1.64 mi S of jct US 20	INDOT - Porter	Bridge Rehabilitation	NHS Non-Interstate	PE		\$ -	\$ 7,713.10	\$ (7,713.10)
1400349	INDOT	I-65	I-65 ATL from SR 2 to US 231	INDOT - Lake	Roadway Expansion	STBG State	CE		\$ -	\$ 55,454.46	\$ (55,454.46)
1401309	INDOT	US-12	From 0.11 mi W of SR 149 to 0.22 mi E of SR 149	INDOT - Porter	Roadway Resurface	NHPP Non-Interstate	CE		\$ -	\$ 32,121.45	\$ (32,121.45)
1401640	INDOT	US-6	US 6/SR 51 over I-80/94	INDOT - Lake	Bridge Rehabilitation	NHPP Non-Interstate	CN		\$ -	\$ 338,633.17	\$ (338,633.17)
1500064	INDOT	US-30	US 41 to SR 55	INDOT - Lake	Roadway Rehabilitation	NHPP Non-Interstate	CN		\$ -	\$ 5,766,257.51	\$ (5,766,257.51)
1500064	INDOT	US-30	US 41 to SR 55	INDOT - Lake	Roadway Rehabilitation	NHS Non-Interstate	CE		\$ -	\$ 9,265.62	\$ (9,265.62)
1500064	INDOT	US-30	US 41 to SR 55	INDOT - Lake	Roadway Rehabilitation	NHS Non-Interstate	PE		\$ -	\$ 31,697.65	\$ (31,697.65)
1500064	INDOT	US-30	US 41 to SR 55	INDOT - Lake	Roadway Rehabilitation	STBG State	RR		\$ -	\$ 14,134.46	\$ (14,134.46)
1500081	INDOT	US-41	Over GTW RR, 2.80 mi N of US-30	INDOT - Lake	Bridge Rehabilitation	NHPP Non-Interstate	PE		\$ -	\$ 107,837.82	\$ (107,837.82)
1500081	INDOT	US-41	Over GTW RR, 2.80 mi N of US-30	INDOT - Lake	Bridge Replacement	NHPP Non-Interstate	PE		\$ -	\$ 8,707.20	\$ (8,707.20)
1500081	INDOT	US-41	Over GTW RR, 2.80 mi N of US-30	INDOT - Lake	Bridge Replacement	STBG State	CE		\$ -	\$ 1,578.12	\$ (1,578.12)
1500414	INDOT	I-80	1.0 mi W of Cline Ave to 1.31 mi W of I-65	INDOT - Lake	Roadway Rehabilitation	NHPP Non-Interstate	CE		\$ -	\$ 345,212.86	\$ (345,212.86)
1500414	INDOT	I-80	1.0 mi W of Cline Ave to 1.31 mi W of I-65	INDOT - Lake	Roadway Rehabilitation	NHPP Non-Interstate	CE		\$ -	\$ 78,035.40	\$ (78,035.40)
1500414	INDOT	I-80	1.0 mi W of Cline Ave to 1.31 mi W of I-65	INDOT - Lake	Roadway Rehabilitation	STBG State	CN		\$ -	\$ 3,753,349.14	\$ (3,753,349.14)
1500674	INDOT	I-80	I-80 WB Ramp NS RR and EJ&E RR	INDOT - Lake	Bridge Rehabilitation	STBG State		\$ 75,000.00	\$ 2,150,376.00	\$ -	\$ 2,225,376.00

1500679	INDOT	US-20	PM Overlay; from SR 39 to US 35	INDOT - LaPorte	Roadway Rehabilitation	STBG State		\$ 154,300.00	\$ 3,988,734.00	\$ -	\$ 4,143,034.00
1500689	INDOT	SR-249	From US 20 to US 12	INDOT - Porter	Roadway Maintenance	STBG State	PE		\$ -	\$ 7,272.10	\$ (7,272.10)
1500689	INDOT	SR-249	From US 20 to US 12	INDOT - Porter	Roadway Maintenance	STBG State	CN		\$ -	\$ 607,662.98	\$ (607,662.98)
1500689	INDOT	SR-249	From US 20 to US 12	INDOT - Porter	Roadway Maintenance	NHSP Non-Interstate	CE		\$ -	\$ 22,422.57	\$ (22,422.57)
1592716	INDOT	SR-53	From US 231 to 93rd Ave	INDOT - Lake	Roadway Rehabilitation	NHPP Non-Interstate	CN		\$ -	\$ 877,413.95	\$ (877,413.95)
1592716	INDOT	SR-53	From US 231 to 93rd Ave	INDOT - Lake	Roadway Rehabilitation	NHPP Non-Interstate	PE		\$ -	\$ 4,897.80	\$ (4,897.80)
1592717	INDOT	SR-53	From US 30 to 61st Ave	INDOT - Lake	Roadway Rehabilitation	NHPP Non-Interstate	CN		\$ -	\$ 790,595.57	\$ (790,595.57)
1592717	INDOT	SR-53	From US 30 to 61st Ave	INDOT - Lake	Roadway Rehabilitation	NHPP Non-Interstate	PE		\$ -	\$ 8,203.84	\$ (8,203.84)
1592717	INDOT	SR-53	From US 30 to 61st Ave	INDOT - Lake	Roadway Rehabilitation	NHPP Non-Interstate	RR		\$ -	\$ 5,500.00	\$ (5,500.00)
1592717	INDOT	SR-53	From US 30 to 61st Ave	INDOT - Lake	Roadway Rehabilitation	NHPP Non-Interstate	CE		\$ -	\$ 2,558.70	\$ (2,558.70)
1592854	INDOT	US-41	From I-80/94 to 0.77mi S of I-90 (Huehn St)	INDOT - Lake	Roadway Rehabilitation	STBG State	CE		\$ -	\$ 11,300.00	\$ (11,300.00)
1592882	INDOT	I-94	I-80/94 Small Culvert Video Investigation, Lining or Repair, From MI to IL	INDOT - Porter	Roadway Maintenance	NHPP Interstate	PE		\$ -	\$ 478,285.01	\$ (478,285.01)
1593247	INDOT	I-94	2.66 mi E of US 421	INDOT - LaPorte	Small Structure Rehab/Replace	NHPP Interstate	ROW		\$ -	\$ 166.50	\$ (166.50)
1593247	INDOT	I-94	2.66 mi E of US 421	INDOT - LaPorte	Small Structure Rehab/Replace	NHPP Interstate	PE		\$ -	\$ 3,479.39	\$ (3,479.39)
1593265	INDOT	US-421	From SR 2 (N Jct) to 0.3 mi S of I 94 (CR 300 N)	INDOT - LaPorte	Roadway Resurface	NHSP Non-Interstate	CE		\$ -	\$ 2,500.00	\$ (2,500.00)
1600012	INDOT	I-65	2.96 mi S of SR 2	INDOT - Lake	Bridge Rehabilitation	NHPP Interstate	PE		\$ -	\$ 39,531.19	\$ (39,531.19)
1600012	INDOT	I-65	2.96 mi S of SR 2	INDOT - Lake	Bridge Rehabilitation	NHPP Interstate	CE		\$ -	\$ 8,343.38	\$ (8,343.38)
1600028	INDOT	US-12	US 12 (Columbus Dr), from US 20 (Indianapolis Blvd) to Cline Avenue	INDOT - Lake	Roadway Maintenance	NHPP Non-Interstate	PE		\$ -	\$ 27,092.95	\$ (27,092.95)
1600028	INDOT	US-12	US 12 (Columbus Dr), from US 20 (Indianapolis Blvd) to Cline Avenue	INDOT - Lake	Roadway Maintenance	NHPP Non-Interstate	PE		\$ -	\$ 28,774.96	\$ (28,774.96)
1600029	INDOT	US-12	From 1.07 mi W of SR 249 (Burns Harbor Ditch) to 1.32 mi E of SR 149 (Oak Hill R	INDOT - Porter	Roadway Maintenance	NHPP Non-Interstate	PE		\$ -	\$ 1,760.80	\$ (1,760.80)
1600029	INDOT	US-12	From 1.07 mi W of SR 249 (Burns Harbor Ditch) to 1.32 mi E of SR 149 (Oak Hill R	INDOT - Porter	Roadway Maintenance	NHPP Non-Interstate	CE		\$ -	\$ 27,884.52	\$ (27,884.52)
1600031	INDOT	US-231	From Demotte Corp Limit to Hebron Corp Limit	INDOT - Porter	Roadway Maintenance	STBG State	PE		\$ -	\$ 19,338.30	\$ (19,338.30)
1600031	INDOT	US-231	From Demotte Corp Limit to Hebron Corp Limit	INDOT - Porter	Roadway Maintenance	STBG State	PE		\$ -	\$ 2,359.53	\$ (2,359.53)
1600332	INDOT	I-65	I-65 NB over Beaver Dam Ditch	INDOT - Lake	Bridge Rehabilitation	STBG State	CN		\$ -	\$ 1,230.83	\$ (1,230.83)
1600351	INDOT	US-30	Over Deep River, 1.96 mi E of SR 51	INDOT - Lake	Bridge Rehabilitation	STBG State	CE		\$ -	\$ 3,539.64	\$ (3,539.64)
1600406	INDOT	SR-912	From 0.1mi N of Highway Ave to Ridge Road	INDOT - Lake	Roadway Rehabilitation	STBG State	CE		\$ -	\$ 600.00	\$ (600.00)
1600406	INDOT	SR-912	From 0.1mi N of Highway Ave to Ridge Road	INDOT - Lake	Roadway Rehabilitation	STBG State	CE		\$ -	\$ 25.00	\$ (25.00)
1600499	INDOT	US-30	From 2.65 mi W of W Jct of SR 2 (CR 250 W) to 0.6 mi E of SR 49 (Industrial Dr)	INDOT - Porter	Roadway Rehabilitation	STBG State	PE		\$ -	\$ 1,284.94	\$ (1,284.94)
1600504	INDOT	SR-51	Intersection of 10th & Lincoln	INDOT - Lake	Intersection Congestion			\$ 45,000.00	\$ 299,571.00	\$ -	\$ 344,571.00
1600694	INDOT	SR-130	Intersection of SR-130 & CR 450 W	INDOT - Porter	Intersection Congestion			\$ 56,000.00	\$ 378,629.00	\$ -	\$ 434,629.00

1600700	INDOT	SR-130	Intersection of SR-130 & SR-149	INDOT - Porter	Intersection Congestion			\$ 69,000.00	\$ 462,428.00	\$ -	\$ 531,428.00
1600701	INDOT	SR-149	Intersection SR-149 & CR 875 N	INDOT - Porter	Intersection Congestion			\$ -	\$ 155,000.00	\$ -	\$ 155,000.00
1600906	INDOT	SR-4	Bridge over GTW RR; 2.79 miles E of SR 104	INDOT - LaPorte	Bridge Rehabilitation			\$ 123,449.00	\$ 606,428.00	\$ -	\$ 729,877.00
1600907	INDOT	US-12	EB Bridge over NS RR, Beth Steel Ramp, 0.24 mi E of SR 149	INDOT - Porter	Bridge Rehabilitation			\$ 172,000.00	\$ 1,023,518.00	\$ -	\$ 1,195,518.00
1600914	INDOT	US-12	WB Bridge over NS RR, Beth Steel Ramp, 0.24 mi E of SR 149	INDOT - Porter	Bridge Rehabilitation			\$ 172,000.00	\$ 1,023,518.00	\$ -	\$ 1,195,518.00
1600923	INDOT	SR-49	NB Bridge over CSX RR, Little Calumet River, 0.37 mi S of I-94	INDOT - Porter	Bridge Rehabilitation			\$ 197,000.00	\$ 1,261,850.00	\$ -	\$ 1,458,850.00
1600924	INDOT	SR-49	SB Bridge over CSX RR, Little Calumet River, 0.37 mi S of I-94	INDOT - Porter	Bridge Rehabilitation			\$ 185,300.00	\$ 1,149,451.00	\$ -	\$ 1,334,751.00
1601031	INDOT	I-80	EB Bridge over@ NS RR & EJ&E RR Spur, 0.50 mi E of SR 912	INDOT - Lake	Bridge Rehabilitation			\$ 314,000.00	\$ 2,427,790.00	\$ -	\$ 2,741,790.00
1601047	INDOT	I-80	WB bridge over NS RR & EJ&E RR Spur, 0.50 mi E of SR 912	INDOT - Lake	Bridge Rehabilitation			\$ 360,000.00	\$ 3,025,324.00	\$ -	\$ 3,385,324.00
1601049	INDOT	US-20	From SR 2 to 3.95 mi E of SR 2	INDOT - LaPorte	Roadway Rehabilitation			\$ 360,000.00	\$ 3,156,716.00	\$ -	\$ 3,516,716.00
1601069	INDOT	SR-2	From SR 39 to Burson Ave.	INDOT - LaPorte	Roadway Rehabilitation			\$ 40,000.00	\$ 2,678,103.00	\$ -	\$ 2,718,103.00
1601115	INDOT	I-65	93rd Avenue over I-65	INDOT - Lake	Bridge Replacement	NHPP Interstate	CE	\$ -	\$ 20,094.20	\$ -	\$ (20,094.20)
1601116	INDOT	I-65	113th Avenue over I-65	INDOT - Lake	Bridge Rehabilitation	NHPP Interstate	CN	\$ -	\$ 1,339.48	\$ -	\$ (1,339.48)
1601122	INDOT	ST-1001	15th Street at CSX Railroad DOT # 232115K in Chesterton	INDOT - Porter	Intersection Safety	Railway (Sect 130) State	RR	\$ -	\$ 343,000.00	\$ -	\$ (343,000.00)
1601759	INDOT	SR-2	Intersection of SR 2 and Clark/Holtz Rd	INDOT - Lake	Intersection Safety	HSIP (Sect 164) State	CN	\$ -	\$ 32,101.50	\$ -	\$ (32,101.50)
1601759	INDOT	SR-2	Intersection of SR 2 and Clark/Holtz Rd	INDOT - Lake	Intersection Safety	HSIP (Sect 164) State	CE	\$ -	\$ 2,432.66	\$ -	\$ (2,432.66)
1601764	INDOT	SR-49	Intersection of SR 49 and Division Rd	INDOT - Porter	Intersection Safety	HSIP (Sect 164) State	CN	\$ -	\$ 8,387.25	\$ -	\$ (8,387.25)
1700022	INDOT	US-231	Intersection of US-231 & Cline Ave	INDOT - Lake	Intersection Congestion	CMAQ State		\$ 74,000.00	\$ -	\$ -	\$ 74,000.00
1700074	INDOT	SR-8	Over Cornell Ditch, 4.8 mi E of US 231	INDOT - Porter	Bridge Rehabilitation	STBG State	PE	\$ 742,859.00	\$ -	\$ 26,732.74	\$ 716,126.26
1700087	INDOT	US-41	NB over Brown Ditch; 3.54 mi S of SR-2	INDOT - Lake	Bridge Rehabilitation			\$ 50,000.00	\$ -	\$ -	\$ 50,000.00
1700088	INDOT	US-41	SB over Brown Ditch; 3.54 mi S of SR-2	INDOT - Lake	Bridge Rehabilitation			\$ 50,000.00	\$ -	\$ -	\$ 50,000.00
1700094	INDOT	US-41	NB over Singleton Ditch; 3.23 mi S of SR-2	INDOT - Lake	Bridge Rehabilitation			\$ 50,000.00	\$ -	\$ -	\$ 50,000.00
1700097	INDOT	US-41	SB over Singleton Ditch; 3.23 mi S of SR-2	INDOT - Lake	Bridge Rehabilitation			\$ 50,000.00	\$ -	\$ -	\$ 50,000.00
1700322	INDOT	I-65	SB Ramp over I-80	INDOT - Lake	Bridge Rehabilitation	NHPP Interstate	CN	\$ -	\$ 7,883.99	\$ -	\$ (7,883.99)
1700329	INDOT	I-80	Colfax Ave over I-80, 1.0 mi E of SR 912	INDOT - Lake	Bridge Rehabilitation	STBG State	PE	\$ -	\$ 1,129.40	\$ -	\$ (1,129.40)
1701054	INDOT	US-20	Over Kennedy Ave, IHB RR	INDOT - Lake	Bridge Replacement	STBG State	CE	\$ -	\$ 791.28	\$ -	\$ (791.28)
1701054	INDOT	US-20	Over Kennedy Ave, IHB RR	INDOT - Lake	Bridge Rehabilitation	STBG State	PE	\$ -	\$ 8,977.94	\$ -	\$ (8,977.94)
1701078	INDOT	SR-912	Over Abandoned Roadways, 0.36 mi E of US 20	INDOT - Lake	Bridge Rehabilitation	STBG State	CE	\$ -	\$ 1,815.64	\$ -	\$ (1,815.64)
1701078	INDOT	SR-912	Over Abandoned Roadways, 0.36 mi E of US 20	INDOT - Lake	Bridge Rehabilitation	STBG State	PE	\$ -	\$ 11,117.07	\$ -	\$ (11,117.07)
1701081	INDOT	SR-2	Over John Bruce Ditch, 0.74 mi E of US 41	INDOT - Lake	Small Structure Rehab/Replace	STBG State	PE	\$ -	\$ 14,111.48	\$ -	\$ (14,111.48)

1701081	INDOT	SR-2	Over John Bruce Ditch, 0.74 mi E of US 41	INDOT - Lake	Small Structure Rehab/Replace	STBG State	CE		\$ -	\$ 458.64	\$ (458.64)
1701084	INDOT	US-6	Over Deep River, 0.62 mi W of SR 51 E Jct	INDOT - Lake	Bridge Rehabilitation	NHPP Non-Interstate	PE		\$ -	\$ 23,879.99	\$ (23,879.99)
1701085	INDOT	US-6	Over Deep River, 0.71 mi E of SR 51 E/I-80/94	INDOT - Lake	Bridge Rehabilitation	NHPP Non-Interstate	PE		\$ -	\$ 21,285.52	\$ (21,285.52)
1701104	INDOT	I-65	At.-I-80 EB/WB, I-80 CD, 07.00mi N of US 30	INDOT - Lake	Bridge Rehabilitation	NHPP Interstate	PE		\$ -	\$ 36,509.68	\$ (36,509.68)
1701107	INDOT	I-65	SB RAMP WSDIR@.-I-80, EB-CD, SEC, & SWA, 06.91mi N of US 30	INDOT - Lake	Bridge Rehabilitation	NHPP Interstate	PE		\$ -	\$ 36,824.44	\$ (36,824.44)
1701110	INDOT	I-80	Clark Street at.-I-80 EB/WB, 02.02 E of SR 912	INDOT - Lake	Bridge Rehabilitation	NHPP Interstate	CN		\$ -	\$ 6,590.64	\$ (6,590.64)
1701112	INDOT	I-80	Harrison Street at.-I-80 EB/WB, 00.48 mi W of SR 53	INDOT - Lake	Bridge Rehabilitation	NHPP Interstate	PE		\$ -	\$ 28,505.09	\$ (28,505.09)
1701113	INDOT	US-20	At Grand Calumet River, 01.03 mi E of SR 312	INDOT - Lake	Bridge Rehabilitation	STBG State	CE		\$ -	\$ 3,005.78	\$ (3,005.78)
1701114	INDOT	SR-312	At.-Indiana Harbor Canal, 00.50 mi E of US 20	INDOT - Lake	Bridge Rehabilitation	STBG State	CE		\$ -	\$ 211.68	\$ (211.68)
1701115	INDOT	I-94	EB at Beam Street, 1.56 E of US 20	INDOT - Porter	Bridge Rehabilitation	NHPP Interstate	PE		\$ -	\$ 39,314.66	\$ (39,314.66)
1701116	INDOT	I-94	WB at Beam Street, 1.56 mi E of US 20	INDOT - Porter	Bridge Rehabilitation	NHPP Interstate	PE		\$ -	\$ 18,179.96	\$ (18,179.96)
1701118	INDOT	I-65	NB RAMP@.-I-80 E, I-80 W, I-80 CD , 7.00mi N of US 30	INDOT - Lake	Bridge Rehabilitation	NHPP Interstate	PE		\$ -	\$ 33,663.38	\$ (33,663.38)
1701126	INDOT	I-80	WB RAMP I@.-KENNEDY AVE NB/SB, RAMP F, 0.97mi E of US 41	INDOT - Lake	Roadway Rehabilitation	NHPP Interstate	CN		\$ -	\$ 7,559.26	\$ (7,559.26)
1701127	INDOT	I-80	WB RAMP TO SR 912@.-SR 912 EB/WB, RAMPS, 2.52mi E of US 41	INDOT - Lake	Bridge Rehabilitation	NHPP Interstate	CN		\$ -	\$ 5,784.25	\$ (5,784.25)
1701132	INDOT	I-80	SB RAMP TO I-80/I-94@.-KENNEDY AVENUE NB/SB, 0.97mi E of US 41	INDOT - Lake	Bridge Rehabilitation	NHPP Interstate	CN		\$ -	\$ 5,170.12	\$ (5,170.12)
1701134	INDOT	I-65	SB RAMP@.-RAMP I-80/I-94 W TO I-65 S, 6.39mi N of US 30	INDOT - Lake	Bridge Rehabilitation	NHPP Interstate	PE		\$ -	\$ 33,748.61	\$ (33,748.61)
1701149	INDOT	SR-130	At Salt Creek, 1.00 mi W of SR 149	INDOT - Porter	Bridge Rehabilitation	NHPP Non-Interstate	PE		\$ 70,436.00	\$ 4,187.10	\$ 66,248.90
1701152	INDOT	US-6	At Kingsbury Creek, 0.38 mi E of US 35	INDOT - LaPorte	Bridge Rehabilitation	STBG State	PE		\$ -	\$ 5,696.38	\$ (5,696.38)
1701165	INDOT	US-12	US-12/SR-912 over CSX RR; 0.09 mi W of SR-312	INDOT - Lake	Bridge Rehabilitation			\$ 30,000.00	\$ 1,013,925.00	\$ -	\$ 1,043,925.00
1701332	INDOT	US-30	1.13 mi E of US 41	INDOT - Lake	Intersection Congestion	NHPP Non-Interstate	PE		\$ -	\$ 12,886.40	\$ (12,886.40)
1701445	INDOT	SR-2	Over Wolf Creek, 6.61 mi W of US 30	INDOT - Porter	Bridge Replacement	NHPP Non-Interstate	PE		\$ -	\$ 18,472.62	\$ (18,472.62)
1701516	INDOT	US-6	0.36 mi E of SR 51 (Union St) to 2.44 mi W of SR 149 (Scottsdale Rd)	INDOT - Porter	Roadway Rehabilitation	NHPP Non-Interstate	PE		\$ -	\$ 118,606.90	\$ (118,606.90)
1701519	INDOT	SR-130	From SR 51 to SR 149	INDOT - Porter	Roadway Rehabilitation	NHS Non-Interstate	PE		\$ 2,916,929.00	\$ 31,311.56	\$ 2,885,617.44
1701530	INDOT	US-231	PM overlay From I-65 to SR 55	INDOT - Lake	Roadway Rehabilitation			\$ 856,761.00	\$ -	\$ 856,761.00	
1701532	INDOT	SR-212	PM overlay from US-20 to US-12	INDOT - Lake	Roadway Rehabilitation			\$ 133,600.00	\$ 1,928,500.00	\$ -	\$ 2,062,100.00
1701534	INDOT	SR-149	PM overlay from SR-130 to US-12	INDOT - Porter	Roadway Rehabilitation			\$ 3,026,417.00	\$ -	\$ 3,026,417.00	
1702599	INDOT	US-41	Over Calumet Ave	INDOT - Lake	Bridge Rehabilitation			\$ 10,000.00	\$ 1,343,241.00	\$ -	\$ 1,353,241.00
1702603	INDOT	SR-249	Over I-80/94; 0.24 mi N of US 20	INDOT - Lake	Bridge Rehabilitation			\$ 93,600.00	\$ 840,930.00	\$ -	\$ 934,530.00
1702610	INDOT	US-12	1.27 mi W of I-80/94	INDOT - Lake	Bridge Rehabilitation			\$ 181,120.00	\$ 1,509,362.00	\$ -	\$ 1,690,482.00
1702611	INDOT	US-20	1.05 mi E of SR-51 (Burns Ditch)	INDOT - Lake	Bridge Rehabilitation			\$ 85,200.00	\$ 765,462.00	\$ -	\$ 850,662.00

1702988	INDOT	SR-2	Added turn lanes at SR 55	INDOT - Lake	Intersection Congestion			\$ 100,000.00	\$ -	\$ 100,000.00
1702992	INDOT	SR-35	Added turn lanes at SR-39	INDOT - LaPorte	Intersection Congestion		\$ 542,123.00	\$ 600,000.00	\$ -	\$ 1,142,123.00
1702993	INDOT	SR-39	Added turn lanes at Fail Rd	INDOT - LaPorte	Intersection Congestion		\$ 661,484.00	\$ 1,070,000.00	\$ -	\$ 1,731,484.00
1800173	INDOT	Various	US-6 (Lake Station) and US-30 (Dyer)	INDOT - Lake	Bicycle & Pedestrian		\$ 35,000.00	\$ 373,681.00	\$ -	\$ 408,681.00
1800532	INDOT	US-12	US-12/SR-912 over SR-312	INDOT - Lake	Bridge Rehabilitation		\$ 10,000.00	\$ 845,963.00	\$ -	\$ 855,963.00
1800533	INDOT	SR-912	Over Conrail RR; 0.19 mi E of US-20	INDOT - Lake	Bridge Rehabilitation		\$ 10,000.00	\$ 885,981.00	\$ -	\$ 895,981.00
1800567	INDOT	SR-912	Over N&S RR 0.25 mi W of I-80	INDOT - Lake	Bridge Rehabilitation			\$ 931,673.00	\$ -	\$ 931,673.00
1800622	INDOT	US-41	Over Conrail, IHB RRs; 2.94 mi N of I-80	INDOT - Lake	Bridge Rehabilitation			\$ 661,978.00	\$ -	\$ 661,978.00
1800625	INDOT	I-94	EB Over Conrail RR; 1.36 mi E of US 20	INDOT - Porter	Bridge Rehabilitation			\$ 738,942.00	\$ -	\$ 738,942.00
1800626	INDOT	I-94	WB Over Conrail RR; 1.36 mi E of US 20	INDOT - Porter	Bridge Rehabilitation			\$ 738,942.00	\$ -	\$ 738,942.00
1800627	INDOT	US-6	US 6, Bridge Painting, @ SALT CREEK, 0.15mi E of SR 149	INDOT - Lake	Bridge Maintenance			\$ 500,525.00	\$ -	\$ 500,525.00
1800628	INDOT	US-20	US 20, Bridge Painting @ CSX RR, 1.30mi W of SR 249	INDOT - Porter	Bridge Maintenance			\$ 629,335.00	\$ -	\$ 629,335.00
1800629	INDOT	SR-49	SR 49, Bridge Painting, 0.45 mi N of SR 2 NBL @ GTW RR	INDOT - Porter	Bridge Maintenance			\$ 562,728.00	\$ -	\$ 562,728.00
1800630	INDOT	SR-49	SR 49, Bridge Painting, 0.45mi N of SR 2 SBL @ GTW RR	INDOT - Porter	Bridge Maintenance			\$ 562,728.00	\$ -	\$ 562,728.00
1800631	INDOT	SR-149	SR 149, Bridge Painting, @ SALT CREEK, 0.93mi N of US 6	INDOT - Porter	Bridge Maintenance			\$ 499,437.00	\$ -	\$ 499,437.00
1800632	INDOT	SR-249	SR 249, Bridge Painting, NB @ I-94 EB/WB, 0.24mi N of US 20	INDOT - Porter	Bridge Maintenance			\$ 670,268.00	\$ -	\$ 670,268.00
1800633	INDOT	SR-249	SR 249, Bridge Painting, SB @ I-94 EB/WB, 0.24mi N of US 20	INDOT - Porter	Bridge Maintenance			\$ 670,268.00	\$ -	\$ 670,268.00
1800635	INDOT	I-94	I-94 Bridge Painting EB @ US 20/35 EB/WB, 5.37mi E of US 421	INDOT - LaPorte	Bridge Maintenance			\$ 919,459.00	\$ -	\$ 919,459.00
1800636	INDOT	I-94	I-94 Bridge Painting WB @ US 20/35 EB/WB, 5.37mi E of US 421	INDOT - LaPorte	Bridge Maintenance			\$ 919,459.00	\$ -	\$ 919,459.00
1800639	INDOT	I-80	I-80, Bridge Thin Deck Overlay EB/WB @ SR 912 EB/WB, RAMPS, 2.53mi E of US 41	INDOT - Lake	Bridge Maintenance			\$ 800,914.00	\$ -	\$ 800,914.00
1800666	INDOT	I-94	I-94, Bridge Thin Deck Overlay EB @ US 20 EB/WB, 0.88mi E of SR 149	INDOT - LaPorte	Bridge Maintenance			\$ 604,038.00	\$ -	\$ 604,038.00
1800668	INDOT	I-94	I-94, Bridge Thin Deck Overlay WB @ US 20 EB/WB, 0.88mi E of SR 149	INDOT - Porter	Bridge Maintenance			\$ 701,318.00	\$ -	\$ 701,318.00
1800682	INDOT	SR-49	SR 49, Bridge Painting NB @ N&S RR, 0.50mi S of US30	INDOT - Porter	Bridge Maintenance			\$ 562,728.00	\$ -	\$ 562,728.00
1800683	INDOT	SR-49	SR 49, Bridge Painting SB @ N&S RR, 0.50mi S of US 30	INDOT - Porter	Bridge Maintenance			\$ 562,728.00	\$ -	\$ 562,728.00
1800684	INDOT	SR-49	SR 49, Bridge Painting NB @ COMFORD ROAD, CFE RR, 0.21mi S of US 30	INDOT - Porter	Bridge Maintenance			\$ 581,071.00	\$ -	\$ 581,071.00
1800686	INDOT	SR-49	SR 49, Bridge Painting SB @ COMFORD ROAD, CFE RR, 0.21mi S of US 30	INDOT - Porter	Bridge Maintenance			\$ 533,595.00	\$ -	\$ 533,595.00
1800687	INDOT	SR-249	SR 249, Bridge Painting, 0.71mi N of I-94, NB @ Little Calumet River	INDOT - Porter	Bridge Maintenance			\$ 457,001.00	\$ -	\$ 457,001.00
1800688	INDOT	US421	US 421, Bridge Painting @ CF&E RR, BAILEY RD, ROAD, 0.37mi S of US 30	INDOT - LaPorte	Bridge Maintenance			\$ 483,962.00	\$ -	\$ 483,962.00
1800691	INDOT	I-80	I-80, Bridge Painting WB RAMP I@I-80/94 EB/WB, CD RAMPS, 0.95mi E of US 41	INDOT - Lake	Bridge Maintenance			\$ 465,265.00	\$ -	\$ 465,265.00
1800692	INDOT	I-94	I-94, Bridge Thin Deck Overlay EB @ AMERIPLEX S ENTRANCE, 0.53mi E of SR 249	INDOT - Porter	Bridge Maintenance			\$ 484,889.00	\$ -	\$ 484,889.00

1800693	INDOT	I-94	I-94, Bridge Thin Deck Overlay WB @ AMERIPLEX S ENTRANCE, 0.53mi E of SR 249	INDOT - Porter	Bridge Maintenance				\$ 484,889.00	\$ -	\$ 484,889.00
1800694	INDOT	I-94	I-94, Bridge Thin Deck Overlay EB @ SALT CREEK, 1.25mi W of SR 149	INDOT - Porter	Bridge Maintenance				\$ 471,914.00	\$ -	\$ 471,914.00
1800695	INDOT	I-94	I-94, Bridge Thin Deck Overlay, WB @ SALT CREEK, 1.25mi W of SR 149	INDOT - Porter	Bridge Maintenance				\$ 471,914.00	\$ -	\$ 471,914.00
1800696	INDOT	US-12	US 12, Bridge Thin Deck Overlay, US 12/SR 912 @ I-90 EB/WB, NICTD RR, 1.27mi E of SR 312	INDOT - Lake	Bridge Maintenance				\$ 482,148.00	\$ -	\$ 482,148.00
1800775	INDOT	SR-2	SR 2, Bridge Painting @ CSX RR, 2.80mi W of US 6	INDOT - Porter	Bridge Maintenance				\$ 441,296.00	\$ -	\$ 441,296.00
1800781	INDOT	US-6	US 6, Bridge Thin Deck Overlay @ BRANCH OF DEEP RIVER, 0.52mi E of the E JCT of SR 51	INDOT - Lake	Bridge Maintenance				\$ 309,060.00	\$ -	\$ 309,060.00
1800783	INDOT	I-80	I-80, Bridge Thin Deck Overlay I-80/94 EB @ HARRISON AVE, 0.38mi W of US 41	INDOT - Lake	Bridge Maintenance				\$ 497,098.00	\$ -	\$ 497,098.00
1800784	INDOT	I-80	I-80, Bridge Thin Deck Overlay I-80/94 WB @ HARRISON AVE, 0.38mi W of US 41	INDOT - Lake	Bridge Maintenance				\$ 497,743.00	\$ -	\$ 497,743.00
1800786	INDOT	I-80	I-80, Bridge Thin Deck Overlay MARTIN LUTHER KING DR @ I-80 EB/WB, I-80 W RAMP, 0.93mi E of SR 53	INDOT - Lake	Bridge Maintenance				\$ 627,062.00	\$ -	\$ 627,062.00
1800791	INDOT	US-6	US 6, Bridge Thin Deck Overlay EB @ SR 49 SB/NB, 4.06mi E of SR 149	INDOT - Porter	Bridge Maintenance				\$ 297,499.00	\$ -	\$ 297,499.00
1800792	INDOT	US-6	US 6, Bridge Thin Deck Overlay WB @ SR 49 SB/NB, 4.06mi E of SR 149	INDOT - Porter	Bridge Maintenance				\$ 297,499.00	\$ -	\$ 297,499.00
1800801	INDOT	I-80	I-80, Bridge Deck Overlay CHASE STREET @ I-80/94 EB/WB, 2.03mi W of SR 53	INDOT - Lake	Bridge Maintenance				\$ 375,554.00	\$ -	\$ 375,554.00
1800802	INDOT	US-41	US 41, Bridge Deck Overlay @ LITTLE CALUMET RIVER, 0.51mi S of I-80	INDOT - Lake	Bridge Maintenance				\$ 852,916.00	\$ -	\$ 852,916.00
1800803	INDOT	US-12	US 12, Bridge Thin Deck Overlay @ CSX RR, 1.18mi E of US 20	INDOT - Lake	Bridge Maintenance				\$ 300,417.00	\$ -	\$ 300,417.00
1800804	INDOT	SR-49	SR 49, Bridge Thin Deck Overlay, CR 400N/Vale RD @ SR 49 NB/SB, 1.57mi N of SR 2	INDOT - Porter	Bridge Maintenance				\$ 337,968.00	\$ -	\$ 337,968.00
1800806	INDOT	US-12	US 12, Bridge Thin Deck Overlay @ INDIANA HARBOR CANAL, 0.52mi E of US 20	INDOT - Porter	Bridge Maintenance				\$ 331,912.00	\$ -	\$ 331,912.00
1800809	INDOT	I-80	I-80, Bridge Thin Deck Overlay SR 152 SB TO I-80 EB @ US 41 S/SR 152 N, RAMP, 0.15mi S of I-80/94	INDOT - Lake	Bridge Maintenance				\$ 320,816.00	\$ -	\$ 320,816.00
1800814	INDOT	US-41	US 41, Bridge Deck Overlay, SB on Ramps J @ I-80/94 CD/Ramps Ave 0.10 W of US 41	INDOT - Lake	Bridge Rehabilitation				\$ 1,512,577.00	\$ -	\$ 1,512,577.00
1800815	INDOT	SR-149	SR 149, Bridge Deck Overlay, @ I-94 EB/WB, 0.39mi N of US 20	INDOT - Porter	Bridge Rehabilitation				\$ 1,250,534.00	\$ -	\$ 1,250,534.00
1800816	INDOT	SR-49	SR 49, Bridge Thin Deck Overlay @ NICTD RR, TRAIL, 0.05mi N of US 12	INDOT - Porter	Bridge Rehabilitation				\$ 345,514.00	\$ -	\$ 345,514.00
1800833	INDOT	US-30	US 30, Bridge Deck Overlay, 1.86mi E of SR 39, EBL @ Kankakee River	INDOT - LaPorte	Bridge Rehabilitation				\$ 627,878.00	\$ -	\$ 627,878.00
1800834	INDOT	US-30	US 30, Bridge Deck Overlay, 1.86mi E of SR 39, WBL @ Kankakee River	INDOT - LaPorte	Bridge Rehabilitation				\$ 627,878.00	\$ -	\$ 627,878.00
1800835	INDOT	I-94	I-94, Bridge Deck Overlay CR 400N @ I-94 EB/WB NORRIS DITCH, 1.76mi E of US 421	INDOT - LaPorte	Bridge Rehabilitation				\$ 1,495,331.00	\$ -	\$ 1,495,331.00
1800836	INDOT	I-80	I-94, Bridge Deck Overlay EB @ N&S RR, 0.45mi W of US 20/35	INDOT - LaPorte	Bridge Rehabilitation				\$ 1,528,151.00	\$ -	\$ 1,528,151.00
1800837	INDOT	I-94	I-94, Bridge Deck Overlay WB @ N&S RR, 0.45mi W of US 20/35	INDOT - LaPorte	Bridge Rehabilitation				\$ 1,528,151.00	\$ -	\$ 1,528,151.00
1800838	INDOT	US-20	US 20, Bridge Deck Overlay @ TRAIL CREEK, 1.24mi W of US 35	INDOT - LaPorte	Bridge Rehabilitation				\$ 689,160.00	\$ -	\$ 689,160.00
1800841	INDOT	SR-2	SR 2, Bridge Deck Overlay @ CEDAR CREEK, 2.42mi E of US 41	INDOT - Lake	Bridge Rehabilitation				\$ 654,280.00	\$ -	\$ 654,280.00
1800842	INDOT	US-12	US 12, Bridge Deck Overlay EB @ BURNS DITCH(DEEP RIVER), 0.94mi W of SR 249	INDOT - Porter	Bridge Rehabilitation				\$ 802,633.00	\$ -	\$ 802,633.00
1800843	INDOT	US-12	US 12, Bridge Deck Overlay WB @ BURNS DITCH (DEEP RIVER), 0.94mi W of SR 249	INDOT - Porter	Bridge Rehabilitation				\$ 799,823.00	\$ -	\$ 799,823.00
1800844	INDOT	SR-49	SR 49, Bridge Deck Overlay, 0.98mi N of US 6 NBL @ CSX RR, CR 900N	INDOT - Porter	Bridge Rehabilitation				\$ 1,169,505.00	\$ -	\$ 1,169,505.00

1800845	INDOT	SR-49	SR 49, Bridge Deck Overlay, 0.98mi N of US 6 SBL @ CSX RR, CR 900N	INDOT - Porter	Bridge Rehabilitation				\$ 1,169,505.00	\$ -	\$ 1,169,505.00
1800847	INDOT	US-20	US 20, Bridge Deck Overlay @ SALT CREEK, 1.13mi W of SR 149	INDOT - Porter	Bridge Rehabilitation				\$ 684,725.00	\$ -	\$ 684,725.00
1800848	INDOT	SR-2	SR 2, Bridge Deck Overlay @ SALT CREEK 0.78mi W of US 30	INDOT - Porter	Bridge Rehabilitation				\$ 525,569.00	\$ -	\$ 525,569.00
1800850	INDOT	US-20	US 20, Bridge Deck Overlay @ WILLOW CREEK, 1.60mi E of SR 51	INDOT - Porter	Bridge Rehabilitation				\$ 564,956.00	\$ -	\$ 564,956.00
1800855	INDOT	I-94	I-94, Bridge Deck Overlay CR 800N @ I-94 EB/WB, 2.05mi E of US 20	INDOT - Porter	Bridge Rehabilitation				\$ 622,074.00	\$ -	\$ 622,074.00
1800856	INDOT	SR-8	SR 8, Bridge Deck Overlay @ GRASSMERE DITCH, 2.03mi W of US 421	INDOT - LaPorte	Bridge Rehabilitation				\$ 493,391.00	\$ -	\$ 493,391.00
1800858	INDOT	US-30	US 30, Bridge Deck Overlay @ SLOCUM DITCH, 0.50mi W of US 421	INDOT - LaPorte	Bridge Rehabilitation				\$ 493,391.00	\$ -	\$ 493,391.00
1800863	INDOT	I-94	I-94, Bridge Deck Overlay, 2.93mi E of US 421, Johnson Rd @ I-94 EB/WB Norris Ditch	INDOT - LaPorte	Bridge Rehabilitation				\$ 1,640,619.00	\$ -	\$ 1,640,619.00
1800870	INDOT	SR-49	SR 49 over US 12; 0.65 mi N of US 20; this project is located in Chesterton, entering into Indiana Dunes State Park.	INDOT - Porter	Bridge Rehabilitation				\$ 209,984.00	\$ -	\$ 209,984.00
1800871	INDOT	US-12	US 12 over Old Hobart Rd; 1.26 mi east of US 20. Located in Gary, east side of the Miller neighborhood.	INDOT - Lake	Bridge Rehabilitation				\$ 194,880.00	\$ -	\$ 194,880.00
1800932	INDOT	I-80	I80/94, Profiling, PCCP, From the Illinois State Line to 1.0mi W of I-65 (Grant St)	INDOT - Lake	Roadway Maintenance				\$ 8,563,979.00	\$ -	\$ 8,563,979.00
1801376	INDOT	SR-49	SR 49, Intersection Improv. W/Added Turn Lanes, Intersection w/Gateway Blvd, CR 1100N, Porter Ave & Indian Boundary RD	INDOT - Porter	Intersection Congestion				\$ 12,030,394.00	\$ -	\$ 12,030,394.00
1801500	INDOT	I-65	Interchange Modification, I-65 & 109th, Roundabout with two lanes EB, one lane WB.	INDOT - Lake	Intersection Congestion				\$ 3,000,000.00	\$ -	\$ 3,000,000.00
1801682	INDOT	Various	Various locations throughout Lake, Porter, & Laporte Counties	INDOT - Various	Intersection Safety				\$ 570,000.00	\$ -	\$ 570,000.00
1801868	INDOT	US-30	Intersection improvement with added turn lanes; US 30& US 421; located in Wanatah	INDOT - LaPorte	Roadway Rehabilitation				\$ 100,000.00	\$ -	\$ 100,000.00
1801721	INDOT	SR-8	Between CR 400 E and the Kankakee River ER Emergency Repairs	INDOT - LaPorte	Roadway Reconstruction	STBG State	CN		\$ -	\$ 2,712.06	\$ (2,712.06)
1801906	INDOT	ST-1001	Colorado Street over CN/ Grand Trunk and Western railroads in Hobart.	INDOT - Lake	New Bridge				\$ 6,254,250.00	\$ -	\$ 6,254,250.00
1801907	INDOT	ST-1001	800 feet E of Parrish, 600 feet N of 173rd in Hammond.	INDOT - Lake	New Bridge				\$ 447,070.00	\$ -	\$ 447,070.00
1801911	INDOT	ST-1001	Bridge over Canadian National and Norfolk Southern railways, Kennedy Ave between Division St & Scherland Dr	INDOT - Lake	New Bridge				\$ 6,278,244.00	\$ -	\$ 6,278,244.00
1801912	INDOT	ST-1001	New bridge over RR crossing Between State St and Furnace St.in La Porte.	INDOT - LaPorte	New Bridge				\$ 140,000.00	\$ -	\$ 140,000.00
1802826	INDOT	Various	Statewide on-call consultant contract.	INDOT - Various	Other				\$ 2,100,000.00	\$ -	\$ 2,100,000.00
1900009	INDOT	US-20	Bridge Replacement, Concrete, US 20 at Kennedy Ave, IHB RR, 0.99mi E of SR 152.	INDOT - Lake	Bridge Replacement				\$ 420,000.00	\$ -	\$ 420,000.00
1900012	INDOT	SR-51	Bridge Replacement, Concrete, US 6 at Muck Pocket, 0.84mi E of SR 51/I-80/94	INDOT - Lake	Bridge Replacement				\$ 485,000.00	\$ -	\$ 485,000.00
1900016	INDOT	SR-2	Small Structure Replacement, SR 2, 2.65mi W JCT of US 30.	INDOT - Lake	Small Structure Rehab/Replace				\$ 195,000.00	\$ -	\$ 195,000.00
1900019	INDOT	SR-49	Small Structure Replacement, US 6, 2.82mi E JCT of SR 49.	INDOT - Porter	Small Structure Rehab/Replace				\$ 195,000.00	\$ -	\$ 195,000.00
1900020	INDOT	US-6	Small Structure Replacement, US 6, 2.4mi E of SR 49.	INDOT - Porter	Small Structure Rehab/Replace				\$ 195,000.00	\$ -	\$ 195,000.00
1900028	INDOT	I-94	Small Structure Replacement, US 421 US 421, 3.22mi S of I-94 SB	INDOT - LaPorte	Small Structure Rehab/Replace				\$ 195,000.00	\$ -	\$ 195,000.00
1900029	INDOT	I-94	Small Structure Replacement, US 421 US 421, 1.20mi S of I-94 SB.	INDOT - LaPorte	Small Structure Rehab/Replace				\$ 195,000.00	\$ -	\$ 195,000.00
1900031	INDOT	US-6	Replace Superstructure, US 6, US 6 at the Kankakee River, 1.85mi E of US 35	INDOT - LaPorte	Bridge Rehabilitation				\$ 15,000.00	\$ -	\$ 15,000.00
1900036	INDOT	SR-49	Replace Superstructure, SR 49 NB at Coffee Creek, 1.85mi S of I-94.	INDOT - Porter	Bridge Rehabilitation				\$ 185,000.00	\$ -	\$ 185,000.00

1900037	INDOT	SR-49	Replace Superstructure, SR 49 SB at Coffee Creek, 1.85mi S of I-94.	INDOT - Porter	Bridge Rehabilitation				\$ 185,000.00	\$ -	\$ 185,000.00
1900039	INDOT	I-65	Replace Superstructure, I-65 NB at Brown Ditch, 3.64mi S of SR 2.	INDOT - Lake	Bridge Rehabilitation				\$ 260,000.00	\$ -	\$ 260,000.00
1900040	INDOT	I-65	Replace Superstructure, I-65 SB at Brown Ditch, 3.64mi S of SR 2.	INDOT - Lake	Bridge Rehabilitation				\$ 260,000.00	\$ -	\$ 260,000.00
1900041	INDOT	I-65	Replace Superstructure, I-65 NB at Jesse Little Ditch, 2.25mi S of SR 2.	INDOT - Lake	Bridge Rehabilitation				\$ 260,000.00	\$ -	\$ 260,000.00
1900042	INDOT	I-65	Replace Superstructure, I-65 SB at Jesse Little Ditch, 2.25mi S of SR 2.	INDOT - Lake	Bridge Rehabilitation				\$ 260,000.00	\$ -	\$ 260,000.00
1900044	INDOT	I-65	Replace Superstructure, I-65 NB at Singleton Ditch, 1.91mi S of SR 2.	INDOT - Lake	Bridge Rehabilitation				\$ 245,000.00	\$ -	\$ 245,000.00
1901945	INDOT	I-65	Replace Superstructure, I-65 SB at Singleton Ditch, 1.91mi S of SR 2.	INDOT - Lake	Bridge Rehabilitation				\$ 245,000.00	\$ -	\$ 245,000.00
1900054	INDOT	US-30	HMA Overlay Minor Structural, US30 From SR 55 to 0.39mi W of I-65	INDOT - Lake	Roadway Rehabilitation				\$ 595,000.00	\$ -	\$ 595,000.00
1900055	INDOT	US-30	HMA Overlay Minor Structural, US 30 from 0.37mi E of I-65 to SR 51.	INDOT - Lake	Roadway Rehabilitation				\$ 873,800.00	\$ -	\$ 873,800.00
1900057	INDOT	US-30	HMA Overlay Minor Structural, US 30, US 30 from US 421 to SR 39	INDOT - LaPorte	Roadway Rehabilitation				\$ 1,154,300.00	\$ -	\$ 1,154,300.00
1900186	INDOT	SR-53	Pavement Replacement, SR 53 from US 20 (4th Ave) to 0.22mi N of US 20.	INDOT - Lake	Roadway Reconstruction				\$ 400,000.00	\$ -	\$ 400,000.00
1900446	INDOT	US-41	Small Structure - New, US 41 1.0mi S of US 30.	INDOT - Lake	Small Structure Rehab/Replace				\$ 195,000.00	\$ -	\$ 195,000.00
1900485	INDOT	ST-1001	RR Crossing Improvements/Modernization at various locations in Highland;	INDOT - Lake	Intersection Safety				\$ 1,200,000.00	\$ -	\$ 1,200,000.00
1900811	INDOT	SR-2	SR 2 Bridge Deck Patching at John Bruce Ditch, 0.74mi E of US 41.	INDOT - Lake	Bridge Maintenance				\$ 146,609.00	\$ -	\$ 146,609.00
1900816	INDOT	SR-49	Bridge Deck Sealing, SR 49 Over I-94 EB/WB, 1.02mi S of US 20 in Porter County	INDOT - Porter	Bridge Maintenance				\$ 233,433.00	\$ -	\$ 233,433.00
1900819	INDOT	SR-912	Repair or Replace Joints SR 912, over 25th Ave/177th St, 0.18mi W of I-80. This project is located north of the the I-80 & SR 912 (Cline Ave)	INDOT - Lake	Bridge Maintenance				\$ 197,282.00	\$ -	\$ 197,282.00
1900820	INDOT	SR-912	Bridge maintenance and Repair on SR 912, EB Ramp over 25th Ave/177th St, 0.18mi W of I-80.	INDOT - Lake	Bridge Maintenance				\$ 150,863.00	\$ -	\$ 150,863.00
1900823	INDOT	SR-912	Bridge maintenance and Repair on SR 912, EB over SR 912, I80/94 1 Ramp, 0.02mi W of I-80.	INDOT - Lake	Bridge Maintenance				\$ 266,911.00	\$ -	\$ 266,911.00
1900824	INDOT	I-65	Bridge Maintenance and Repair I-65, NB over I-65 to I-80/94 WB, 6.45mi N of US 30.	INDOT - Lake	Bridge Maintenance				\$ 208,887.00	\$ -	\$ 208,887.00
1900825	INDOT	I-65	Bridge maintenance and Repair I-65, SB over I-65 NB to I-80/94 WB, 6.45mi N of US 30.	INDOT - Lake	Bridge Maintenance				\$ 208,887.00	\$ -	\$ 208,887.00
1900830	INDOT	ST-1001	N Clark Road	INDOT - Lake	Intersection Safety				\$ 1,639,220.00	\$ -	\$ 1,639,220.00
1901357	INDOT	I-65	I 65 US 30 to 0.62mi N of I-80/94 (Central Ave), Concrete Pavement Restoration (CPR) in Lake County.	INDOT - Lake	Roadway Rehabilitation				\$ 10,000.00	\$ -	\$ 10,000.00
1901358	INDOT	SR-2	SR 2 IL State Line to the S Jct of US 41, HMA Overlay, Preventive Maintenance in Lake County	INDOT - Lake	Roadway Maintenance				\$ 10,000.00	\$ -	\$ 10,000.00
1901361	INDOT	US-30	US 30 IL State Line to US 41, Concrete Pavement Restoration (CPR) in Lake County	INDOT - Lake	Roadway Rehabilitation				\$ 30,000.00	\$ -	\$ 30,000.00
1901364	INDOT	US-6	US 6 2.44mi W of SR 149 (Scottsdale Rd) to SR 149, HMA Overlay, Preventive Maintenance in Porter County.	INDOT - Porter	Roadway Maintenance				\$ 80,000.00	\$ -	\$ 80,000.00
1901365	INDOT	SR-2	SR 2, 0.88mi N of US 231 to US 30, HMA Overlay, Preventive Maintenance in Porter County, 12.57 miles in length.	INDOT - Porter	Roadway Maintenance				\$ 75,000.00	\$ -	\$ 75,000.00
1901377	INDOT	US-35	US 35 NB at GT&W RR, Railroad Str., 0.42mi N of US 6, Bridge Deck Overlay in LaPorte County.	INDOT - LaPorte	Bridge Rehabilitation				\$ 10,000.00	\$ -	\$ 10,000.00
1901379	INDOT	SR-912	SR 912 Over N&S RR, 0.25mi W of I-80, Bridge Deck Overlay in Lake County	INDOT - Lake	Bridge Rehabilitation				\$ 10,000.00	\$ -	\$ 10,000.00
1901382	INDOT	SR-212	SR 212 over CSS & SB RR (NICTD RR), 1.05mi N of US 20, Bridge Deck Overlay in LaPorte County	INDOT - LaPorte	Bridge Rehabilitation				\$ 10,000.00	\$ -	\$ 10,000.00
1901389	INDOT	I80	I 80 Burr St at I-80 EB/WB Ramp, 1.51mi E of SR 912, Bridge Deck Overlay in Lake County	INDOT - Lake	Bridge Rehabilitation				\$ 10,000.00	\$ -	\$ 10,000.00

1901401	INDOT	SR-2	SR 2, SR 49 NB at SR 2 EB/WB, 1.13mi N of US 30 Bridge Painting in Porter County	INDOT - Porter	Bridge Maintenance				\$ 10,000.00	\$ -	\$ 10,000.00
1901468	INDOT	US-421	US 421 Over CF&E RR, Bailey Rd, Road, 0.37mi S of US 30, Bridge Thin Deck Overlay in LaPorte County	INDOT - LaPorte	Bridge Maintenance				\$ 10,000.00	\$ -	\$ 10,000.00
1901643	INDOT	I-80	ITS Traffic Management Systems Project on I-80 from the Illinois State Line to I-65 such as hard shoulder running,	INDOT - Lake	Traffic - Other				\$ 5,000,000.00	\$ -	\$ 5,000,000.00
1902136	INDOT	Various	12 Various locations on SR2 in LaPorte and Porter Counties between RP's 39+54 and 55+92	INDOT - Various	Small Structure Rehab/Replace				\$ 138,120.00	\$ -	\$ 138,120.00
1902137	INDOT	Various	17 Various Locations on SR 39 in LaPorte, Starke and Pulaski Counties between RP's 148+48 and 182+08.	INDOT - Various	Small Structure Rehab/Replace				\$ 140,000.00	\$ -	\$ 140,000.00
2000015	INDOT	Various	IDIQ, Patch and Rehab Pavement at Various Locations Throughout the LaPorte District	INDOT - Various	Roadway Maintenance				\$ 1,000,000.00	\$ -	\$ 1,000,000.00
2000016	INDOT	Various	IDIQ, District Wide Bridge Maintenance at Various Locations Throughout the LaPorte District.	INDOT - Various	Roadway Maintenance				\$ 1,000,000.00	\$ -	\$ 1,000,000.00
2000039	INDOT	SR-912	Bridge Deck Overlay, SR 912 over CSX RR, AMOCO SERV RD, 00.45 W US 12/US 20	INDOT - Lake	Bridge Rehabilitation				\$ 175,000.00	\$ -	\$ 175,000.00
2000040	INDOT	SR-51	Bridge Thin Deck Overlay, SR 51 SR 51 NB over BURNS DITCH (DEEP RIVER), 00.25 N I80/94	INDOT - Lake	Bridge Maintenance				\$ 28,800.00	\$ -	\$ 28,800.00
2000042	INDOT	SR-51	Bridge Thin Deck Overlay, SR 51 SB over BURNS DITCH (DEEP RIVER), 00.25 N I80/94	INDOT - Lake	Bridge Maintenance				\$ 27,000.00	\$ -	\$ 27,000.00
2000045	INDOT	SR-152	Bridge Thin Deck Overlay, SR 152 over IHB RR, 02.18 N I-80	INDOT - Lake	Bridge Maintenance				\$ 180,000.00	\$ -	\$ 180,000.00
2000051	INDOT	US-35	Bridge Thin Deck Overlay, US 35 over KANKAKEE RIVER, 02.45 S US 6	INDOT - LaPorte	Bridge Maintenance				\$ 150,000.00	\$ -	\$ 150,000.00
2000058	INDOT	US-6	Bridge Thin Deck Overlay, US 6 over TRAVIS DITCH, 01.08 W US 35 E JCT	INDOT - LaPorte	Bridge Maintenance				\$ 20,000.00	\$ -	\$ 20,000.00
2000062	INDOT	SR-912	Bridge Deck Overlay, SR 912 EB over SR 912, I-80/ I-94, 1 RAMP, 00.02 W I-80	INDOT - Lake	Bridge Rehabilitation				\$ 250,000.00	\$ -	\$ 250,000.00
2000074	INDOT	SR-2	Bridge Deck Overlay, SR 2 over PEARLE CREEK, 00.88 E I-65	INDOT - Lake	Bridge Rehabilitation				\$ 51,300.00	\$ -	\$ 51,300.00
2000082	INDOT	SR-53	Bridge Deck Overlay, SR 53 over TURKEY CREEK, 02.31 N US 30	INDOT - Lake	Bridge Rehabilitation				\$ 160,000.00	\$ -	\$ 160,000.00
2000094	INDOT	SR-912	Bridge Deck Overlay, SR 912 over 25TH AVE/177TH ST, 00.18 W I-80	INDOT - Lake	Bridge Rehabilitation				\$ 150,000.00	\$ -	\$ 150,000.00
2000095	INDOT	SR-912	Bridge Deck Overlay, SR 912 EB RMP TO I-80@-.25TH AVE/177TH ST, 00.18 W I-80	INDOT - Lake	Bridge Rehabilitation				\$ 150,000.00	\$ -	\$ 150,000.00
2000096	INDOT	SR-912	Bridge Deck Overlay, SR 912 I-80 W-SR 912W RAMP@-.25TH AVE/177TH ST, 00.18 W I-80	INDOT - Lake	Bridge Rehabilitation				\$ 150,000.00	\$ -	\$ 150,000.00
2000138	INDOT	SR-49	Bridge Thin Deck Overlay, SR 49 over PLEASANT TWP DITCH, 01.69 S SR 8	INDOT - Porter	Bridge Rehabilitation				\$ 19,800.00	\$ -	\$ 19,800.00
2000213	INDOT	SR-2	Bridge Deck Overlay, SR 2 over JOHN BRUCE DITCH, 00.74 E US 41	INDOT - Lake	Bridge Rehabilitation				\$ 150,000.00	\$ -	\$ 150,000.00
2000214	INDOT	SR-4	Bridge Deck Overlay, SR 4 over PLACE DITCH, 04.22 W SR 23	INDOT - LaPorte	Bridge Rehabilitation				\$ 175,000.00	\$ -	\$ 175,000.00
2000396	INDOT	SR-55	Bridge Deck Overlay, SR 55 over GRIESEL DITCH, 02.05 S SR 2	INDOT - Lake	Bridge Rehabilitation				\$ 175,000.00	\$ -	\$ 175,000.00
2000397	INDOT	SR-55	Bridge Deck Overlay, SR 55 over TURKEY CREEK, 01.92 N US 30	INDOT - Lake	Bridge Rehabilitation				\$ 175,000.00	\$ -	\$ 175,000.00
2000402	INDOT	US-6	Bridge Thin Deck Overlay, US 6 over CSX RR, TRACY ROAD, 01.96 E N JCT US 35	INDOT - LaPorte	Bridge Maintenance				\$ 120,000.00	\$ -	\$ 120,000.00
2000411	INDOT	SR-55	Bridge Thin Deck Overlay, SR 55 over SINGLETON DITCH, 02.97 S SR 2	INDOT - Lake	Bridge Maintenance				\$ 150,000.00	\$ -	\$ 150,000.00
2000414	INDOT	I-94	Bridge Thin Deck Overlay, I 94 EB over N&S RR, 01.36 E US 20	INDOT - Porter	Bridge Maintenance				\$ 200,000.00	\$ -	\$ 200,000.00
2000416	INDOT	I-94	Bridge Thin Deck Overlay, I 94 WB over N&S RR, 01.36 E US 20	INDOT - Porter	Bridge Maintenance				\$ 200,000.00	\$ -	\$ 200,000.00
2000419	INDOT	I-94	Bridge Thin Deck Overlay, I 94 EB over LITTLE CALUMET RIVER, 01.54 W SR 49	INDOT - Porter	Bridge Maintenance				\$ 200,000.00	\$ -	\$ 200,000.00
2000421	INDOT	I-94	Bridge Thin Deck Overlay, I 94 WB over LITTLE CALUMET RIVER, 01.54 W SR 49	INDOT - Porter	Bridge Maintenance				\$ 200,000.00	\$ -	\$ 200,000.00

2000425	INDOT	I-94	Bridge Thin Deck Overlay, I 94 EB over NICTD RR, 01.73 E US 20	INDOT - Porter	Bridge Maintenance				\$ 200,000.00	\$ -	\$ 200,000.00
2000430	INDOT	I-94	Bridge Thin Deck Overlay, I 94 WB over NICTD RR, 01.73 E US 20	INDOT - Porter	Bridge Maintenance				\$ 200,000.00	\$ -	\$ 200,000.00
2000448	INDOT	SR-8	Bridge Thin Deck Overlay, SR 8 over BESSLER DITCH, 02.01 E US 421	INDOT - LaPorte	Bridge Maintenance				\$ 45,000.00	\$ -	\$ 45,000.00
2000449	INDOT	SR-4	Bridge Thin Deck Overlay, SR 4 over KANKAKEE RIVER, 05.01 W SR 23	INDOT - LaPorte	Bridge Maintenance				\$ 36,000.00	\$ -	\$ 36,000.00
2000492	INDOT	I-65	Concrete Pavement Restoration (CPR), I 65 0.60 mi. S. of US 231 to US 30	INDOT - Lake	Roadway Rehabilitation				\$ 350,000.00	\$ -	\$ 350,000.00
2000495	INDOT	I-94	Concrete Pavement Restoration (CPR), I 94 0.40 mi. E. of US 421 to 0.45 mi. W. of US 20/35 (NS RR Bridge)	INDOT - LaPorte	Roadway Rehabilitation				\$ 250,000.00	\$ -	\$ 250,000.00
2000497	INDOT	US-231	HMA Overlay, Preventive Maintenance, US 231 N. Jct of SR 2 to 0.36 mi. E. of S. Jct of SR 55 (113th Ave)	INDOT - Lake	Roadway Maintenance				\$ 250,000.00	\$ -	\$ 250,000.00
2000499	INDOT	US-35	HMA Overlay, Preventive Maintenance, US 35 .045 miles N of SR 2 to SR 39.	INDOT - LaPorte	Roadway Maintenance				\$ 250,000.00	\$ -	\$ 250,000.00
2000529	INDOT	SR-912	Concrete Pavement Restoration (CPR), SR 912 0.98 mi. N. of I-80/94 to 0.93 mi. S. of I80/94 (River Rd.)	INDOT - Lake	Roadway Rehabilitation				\$ 250,000.00	\$ -	\$ 250,000.00
2000532	INDOT	US-41	HMA Overlay, Preventive Maintenance, US 41 0.27 mi. N. of US 30 to 2.22 mi. N. of US 30 (Main St.)	INDOT - Lake	Roadway Maintenance				\$ 300,000.00	\$ -	\$ 300,000.00
2000534	INDOT	US-41	HMA Overlay, Preventive Maintenance, US 41 0.95 mi S of US 12 / US 20 to US 12 / US 20	INDOT - Lake	Roadway Maintenance				\$ 310,000.00	\$ -	\$ 310,000.00
2000606	INDOT	US-12	HMA Overlay, Preventive Maintenance, US 12 US 12/20 Split (Melton Rd.) to 1.07 mi. W. of SR 249 (Burns Harbor	INDOT - Lake	Roadway Maintenance				\$ 553,000.00	\$ -	\$ 553,000.00
2000607	INDOT	US-12	HMA Overlay, Preventive Maintenance, US 12 Porter/LaPorte Co. Line to MI State Line	INDOT - LaPorte	Roadway Maintenance				\$ 1,669,000.00	\$ -	\$ 1,669,000.00
2000609	INDOT	US-35	HMA Overlay, Preventive Maintenance, US 35 SR 39 to US 20	INDOT - LaPorte	Roadway Maintenance				\$ 250,000.00	\$ -	\$ 250,000.00
2000610	INDOT	US-35	HMA Overlay, Preventive Maintenance, US 6 SR 149 to SR 49	INDOT - Porter	Roadway Maintenance				\$ 289,000.00	\$ -	\$ 289,000.00
2000613	INDOT	US-6	HMA Overlay, Preventive Maintenance, SR 4 SR 2 to 2.02 mi. E. of SR 2 (Boyd Blvd)	INDOT - LaPorte	Roadway Maintenance				\$ 250,000.00	\$ -	\$ 250,000.00
2000614	INDOT	SR-49	HMA Overlay, Preventive Maintenance, SR 49 0.1 mi. N. of US 12 (NICTD Bridge) to Dunes State Park Entrance	INDOT - Porter	Roadway Maintenance				\$ 153,000.00	\$ -	\$ 153,000.00
2000683	INDOT	US-6	Bridge Thin Deck Overlay, US 6 over MILL CREEK, 02.70 W SR 39	INDOT - LaPorte	Bridge Maintenance				\$ 25,200.00	\$ -	\$ 25,200.00
2000758	INDOT	I-80	Bridge Thin Deck Overlay, I 80 EBL over US 41 N/SR 152 W, RMP 2I, 02.53 W SR 912	INDOT - Lake	Bridge Maintenance				\$ 165,000.00	\$ -	\$ 165,000.00
2000770	INDOT	I-80	Bridge Thin Deck Overlay, I 80 WBL over CONRAIL RR, IHB RR, 00.70 E US 41	INDOT - Lake	Bridge Maintenance				\$ 106,500.00	\$ -	\$ 106,500.00
2000772	INDOT	I-80	Bridge Thin Deck Overlay, I 80 EB over CONRAIL RR, IHB RR, 00.70 E US 41	INDOT - Lake	Bridge Maintenance				\$ 105,000.00	\$ -	\$ 105,000.00
2000777	INDOT	I-80	Bridge Deck Overlay, I 80 EB over SR 912 EB/WB, RAMPS, 02.54 E US 41	INDOT - Lake	Bridge Rehabilitation				\$ 200,000.00	\$ -	\$ 200,000.00
2000778	INDOT	I-94	Bridge Deck Overlay, I 94 EB over NORRIS DITCH NO 2, 01.67 E US 421	INDOT - LaPorte	Bridge Rehabilitation				\$ 250,000.00	\$ -	\$ 250,000.00
2000784	INDOT	I-94	Bridge Deck Overlay, I 94 WB over NORRIS DITCH NO 2, 01.67 E US 421	INDOT - LaPorte	Bridge Rehabilitation				\$ 250,000.00	\$ -	\$ 250,000.00
2000785	INDOT	ST-1038	Carroll Ave. in Michigan City - CSS RR - DOT #483276X	INDOT - LaPorte	Intersection Safety	Railway (Sect 130) State	RR		\$ 340,000.00	\$ -	\$ 340,000.00
2000787	INDOT	I-94	Bridge Deck Overlay, I 94 at Warnke Road over I-94 EB/WB, 00.87 E US 20	INDOT - LaPorte	Bridge Rehabilitation				\$ 150,000.00	\$ -	\$ 150,000.00
2000789	INDOT	SR-8	Bridge Deck Overlay, SR 8 over COBB DITCH, 02.92 W SR 49	INDOT - Porter	Bridge Rehabilitation				\$ 37,800.00	\$ -	\$ 37,800.00
2000792	INDOT	SR-4	Bridge Deck Overlay, SR 4 over LITTLE KANKAKEE RIVER, 02.12 E SR 104	INDOT - LaPorte	Bridge Rehabilitation				\$ 57,600.00	\$ -	\$ 57,600.00
2000811	INDOT	SR-8	Bridge Deck Overlay, SR 8 over CROOKED CREEK, 01.87 E SR 49	INDOT - Porter	Bridge Rehabilitation				\$ 47,700.00	\$ -	\$ 47,700.00
2000819	INDOT	SR-49	Bridge Deck Overlay, SR 49 over REEVES DITCH, 03.26 S SR 8	INDOT - Porter	Bridge Rehabilitation				\$ 83,700.00	\$ -	\$ 83,700.00

2000825	INDOT	SR-104	Bridge Deck Overlay, SR 104 over KANKAKEE RIVER, 03.78 W US 6	INDOT - LaPorte	Bridge Rehabilitation				\$ 120,000.00	\$ -	\$ 120,000.00
2000852	INDOT	I-94	Bridge Deck Replacement, I 94 over Bleck Road, I-94 EB/WB, 03.77 E US 421	INDOT - LaPorte	Bridge Rehabilitation				\$ 400,000.00	\$ -	\$ 400,000.00
2000995	INDOT	US-6	Substructure Repair And Rehabilitation, US 6 over COFFEE CREEK, 02.10 E SR 49	INDOT - Porter	Bridge Rehabilitation				\$ 15,300.00	\$ -	\$ 15,300.00
2000998	INDOT	SR-8	Arch Reconstruction Or Repair, SR 8 over DAVIDSON DRAIN, 01.00 W SR 39	INDOT - LaPorte	Bridge Rehabilitation				\$ 20,000.00	\$ -	\$ 20,000.00
2001036	INDOT	SR-49	Substructure Repair And Rehabilitation, Old SR 49 (N Calumet Ave) over SR 49, 01.02 S US 6	INDOT - Lake	Bridge Rehabilitation				\$ 12,000.00	\$ -	\$ 12,000.00
2001039	INDOT	I-94	Bridge Painting, I 94 over I-94 EB/WB, 01.67 W SR 49	INDOT - Porter	Bridge Maintenance				\$ 25,200.00	\$ -	\$ 25,200.00
2001042	INDOT	I-80	Bridge Thin Deck Overlay, I 80 over I-80 EB/WB, 2 CDs, 00.22 E I-65	INDOT - Lake	Bridge Maintenance				\$ 169,000.00	\$ -	\$ 169,000.00
2001045	INDOT	SR-149	Small Structure Maint and Repair, SR 149 over , 0.94 N JCT SR 130	INDOT - Porter	Small Structure Rehab/Replace				\$ 21,600.00	\$ -	\$ 21,600.00
2001051	INDOT	I-894	Repair Or Replace Joints, Wagner Rd over I-94 EB/WB, 01.67 W SR 49	INDOT - Porter	Bridge Maintenance				\$ 16,200.00	\$ -	\$ 16,200.00
2001708	INDOT	Various	PE Funding for FY 2021 for Statewide Safety Consulting	INDOT - Various	Other				\$ 832,829.00	\$ -	\$ 832,829.00
2001709	INDOT	Various	Inspections on various overhead sign structures and high mast lighting towers throughout the state	INDOT - Various	Traffic - Other				\$ 250,000.00	\$ -	\$ 250,000.00
2001808	INDOT	Various	Signal Project at Various Locations Throughout Porter County	INDOT - Various	Intersection Safety				\$ 21,500.00	\$ -	\$ 21,500.00
2002529	INDOT	Various	District Pavement Marking Project, Various Locations Throughout the LaPorte District - FY22 RPM's	INDOT - Various	Roadway Maintenance				\$ 10,000.00	\$ -	\$ 10,000.00
2002531	INDOT	Various	District Signal Project, US12, US20, and US421 are the corridors in LaPorte County. SR17 is the corridor in Plymouth	INDOT - Various	Traffic - Other				\$ 10,000.00	\$ -	\$ 10,000.00
2002532	INDOT	Various	This project will install intersection control warning systems at three locations (US 231 Lake-Porter County Line, SR 8 Baums Bridge Road, US 12 Mineral Springs Road) and convert two locations to all-way stop control with flashing beacons (SR 39 @ 18th St, SR 8 @ SR 23).	INDOT - Various	Traffic - Other				\$ 10,000.00	\$ -	\$ 10,000.00
2002534	INDOT	Various	This project will install the INDOT pay item "lane separators" to prevent movements across existing double yellow markings at signalized intersections in Lake, Porter, and LaPorte Counties.	INDOT - Various	Intersection Safety				\$ 10,000.00	\$ -	\$ 10,000.00

Transit												
Designation or Project Number	Sponsor	Route	Des Location	County	Project Type	Fund Method Description	Phase	TIP Prior Year	TIP Current Year	Total Federal Amount	Variance	
NIRPC1600229	E C Transit		Transit/Operating / 2021 Comp Paratransit	Transit - Lake	Transit - Complementary Paratransit	FTA 5307 Chicago UZA	IN-2020-039	\$ -	\$ 346,073.00	\$ 368,794.00	\$ (22,721.00)	
NIRPC1600244	E C Transit		Transit/Operating / 2021 Operating Assistance	Transit - Lake	Transit - Operating	FTA 5307 Chicago UZA	IN-2020-039	\$ -	\$ 384,060.00	\$ 423,388.00	\$ (39,328.00)	
NIRPC1600356	E C Transit		Transit/Asset Management / 2021 Preventative Maint.	Transit - Lake	Transit - Preventative Maintenance	FTA 5307 Chicago UZA		\$ -	\$ 250,000.00	\$ -	\$ 250,000.00	
NIRPC1600428	E C Transit		Transit/Asset Management / 2021 Vehicle Replacement	Transit - Lake	Transit - Vehicle Replacements	FTA 5307 Chicago UZA		\$ -	\$ 462,145.00	\$ -	\$ 462,145.00	
NIRPC1600374	GPTC		Transit/Customer Exp. / 2021 Metro Trans. Facilities	Transit - Lake	Transit - Capital	FTA 5307 Chicago UZA	IN-2021-024	\$ -	\$ 100,000.00	\$ 14,162.00	\$ 85,838.00	
NIRPC1600222	GPTC		Transit/Operating / 2021 Comp Paratransit	Transit - Lake	Transit - Complementary Paratransit	FTA 5307 Chicago UZA	IN-2021-024	\$ -	\$ 841,313.00	\$ 641,000.00	\$ 200,313.00	
1382987	GPTC		GPTC Comp. Paratransit	Transit - Lake	Transit - Complementary Paratransit	FTA 5307 Chicago UZA		\$ -	\$ 801,250.00	\$ -	\$ 801,250.00	
1592019	GPTC		GPTC Comp. Paratransit	Transit - Lake	Transit - Complementary Paratransit	FTA 5307 Chicago UZA		\$ -	\$ 801,250.00	\$ -	\$ 801,250.00	
NIRPC1600237	GPTC		Transit/Operating / 2021 JARC	Transit - Lake	Transit - Operating	FTA 5307 Chicago UZA	IN-2021-024	\$ -	\$ 1,451,246.00	\$ 725,623.00	\$ 725,623.00	
1401230	GPTC		Transit Facilities Improvements to Driver Relief Facility	Transit - Lake	Transit - Operating	FTA 5339 Chicago UZA		\$ -	\$ 2,431,250.00	\$ -	\$ 2,431,250.00	
NIRPC1600232	GPTC		Transit/Operating / 2021 Operating Assistance	Transit - Lake	Transit - Operating	FTA 5307 Chicago UZA	IN-2021-024	\$ -	\$ 477,294.00	\$ 238,467.00	\$ 238,827.00	
1592086	GPTC		GPTC Service Planning	Transit - Lake	Transit - Planning/Oversight	FTA 5307 Chicago UZA	IN-2021-024	\$ -	\$ 100,000.00	\$ 80,000.00	\$ 20,000.00	
1382989	GPTC		GPTC Service Planning	Transit - Lake	Transit - Planning/Oversight	FTA 5307 Chicago UZA		\$ -	\$ 100,000.00	\$ -	\$ 100,000.00	
NIRPC1600407	GPTC		Planning / 2021 Planning	Transit - Lake	Transit - Planning/Oversight	FTA 5307 Chicago UZA		\$ -	\$ 105,000.00	\$ -	\$ 105,000.00	
NIRPC1600341	GPTC		Transit/Asset Management / 2021 Preventative Maint.	Transit - Lake	Transit - Preventative Maintenance	FTA 5307 Chicago UZA	IN-2021-024	\$ -	\$ 4,507,185.00	\$ 3,505,748.00	\$ 1,001,437.00	
NIRPC1600419	GPTC		Transit/Asset Management / 2021 Vehicle Replacement	Transit - Lake	Transit - Vehicle Replacements	FTA 5339 Chicago UZA		\$ -	\$ 70,000.00	\$ -	\$ 70,000.00	
NIRPC1600261	LCCS		Operating/Transit / 2021 ADA Operating Assistance	Transit - Lake	Transit - Operating	FTA 5310 Chicago UZA	IN-2021-054	\$ -	\$ 250,000.00	\$ 200,000.00	\$ 50,000.00	
NIRPC1600257	LCCS		Operating/Transit / 2021 Operating Assistance	Transit - Lake	Transit - Operating	FTA 5310 Chicago UZA	IN-2020-039	\$ -	\$ 400,000.00	\$ 350,000.00	\$ 50,000.00	
NIRPC1600388	LCCS		Transit/Expansion / 2021 Operations Expansion	Transit - Lake	Transit - Operating	FTA 5310 Chicago UZA		\$ -	\$ 25,000.00	\$ -	\$ 25,000.00	
NIRPC1600346	LCCS		Transit/Asset Management / 2021 Preventative Maint.	Transit - Lake	Transit - Preventative Maintenance	FTA 5307 Chicago UZA	IN-2020-039	\$ -	\$ 126,378.00	\$ 101,102.00	\$ 25,276.00	
NIRPC1600420	LCCS		Transit/Asset Management / 2021 Vehicle Replacement	Transit - Lake	Transit - Vehicle Replacements	FTA 5307 Chicago UZA		\$ -	\$ 220,500.00	\$ -	\$ 220,500.00	
1700633	NICTD		NICTD Track Equipment	Transit - Various	Transit - Capital	FTA 5337 St of Good Repair		\$ -	\$ 675,000.00	\$ 650,000.00	\$ 25,000.00	
1700627	NICTD		NICTD Substation Improvements	Transit - Various	Transit - Capital	FTA 5337 St of Good Repair		\$ -	\$ 2,000,000.00	\$ 2,000,000.00	\$ -	
1700631	NICTD		NICTD Replacement Rail	Transit - Various	Transit - Capital	FTA 5337 St of Good Repair		\$ -	\$ 1,000,000.00	\$ 2,658,342.00	\$ (1,658,342.00)	
1700630	NICTD		NICTD Bridge Rehabilitation	Transit - Various	Transit - Capital	FTA 5337 St of Good Repair		\$ -	\$ 1,625,000.00	\$ -	\$ 1,625,000.00	
1700623	NICTD		NICTD Mid-Life - 2000 Cars	Transit - Various	Transit - Capital	FTA 5337 St of Good Repair		\$ -	\$ 1,179,500.00	\$ 1,172,000.00	\$ 7,500.00	
1700632	NICTD		NICTD Mtce./Supv./Police Vehicles	Transit - Various	Transit - Capital	FTA 5337 St of Good Repair		\$ -	\$ 562,500.00	\$ 562,500.00	\$ -	
1700626	NICTD		NICTD Catenary/Signal Improvements	Transit - Various	Transit - Capital	FTA 5337 St of Good Repair		\$ -	\$ 2,100,000.00	\$ 464,383.00	\$ 1,635,617.00	

1700635	NICTD		NICTD Rolling Stock Acquisition	Transit - Various	Transit - Capital	FTA 5337 St of Good Repair		\$ -	\$ 8,000,000.00	\$ -	\$ 8,000,000.00
1700620	NICTD		NICTD Double Tracking - Gary to Michigan City	Transit - Various	Transit - Capital	FTA 5309 Core Capacity		\$ -	\$ 36,000,000.00	\$ -	\$ 36,000,000.00
1700624	NICTD		NICTD End of Life - 1982 Cars	Transit - Various	Transit - Capital	FTA 5337 St of Good Repair		\$ -	\$ 5,195,500.00	\$ 5,028,000.00	\$ 167,500.00
1700634	NICTD		NICTD Station Improvements	Transit - Various	Transit - Capital	FTA 5337 St of Good Repair		\$ -	\$ 1,284,008.00	\$ 1,329,893.00	\$ (45,885.00)
NIRPC1600291	NICTD		Transit/Asset Management / 2021 Endlife Rebuild	Transit - Various	Transit - Capital	FTA 5337 St of Good Repair		\$ -	\$ 829,500.00	\$ 829,500.00	\$ -
NIRPC1600292	NICTD		Transit/Asset Management / 2021 Midlife Rebuild	Transit - Various	Transit - Capital	FTA 5337 St of Good Repair		\$ -	\$ 350,000.00	\$ 350,000.00	\$ -
NIRPC1600300	NICTD		Transit/Asset management / 2021 Rolling Stock	Transit - Various	Transit - Capital	FTA 5337 St of Good Repair		\$ -	\$ 8,000,000.00	\$ -	\$ 8,000,000.00
NIRPC1600312	NICTD		Transit/Asset management / 2021 Replacement Rail	Transit - Various	Transit - Capital	FTA 5337 St of Good Repair		\$ -	\$ 2,625,000.00	\$ 2,625,000.00	\$ -
NIRPC1600315	NICTD		Transit/Asset management / 2021 Track Equipment	Transit - Various	Transit - Capital	FTA 5337 St of Good Repair		\$ -	\$ 675,000.00	\$ 400,000.00	\$ 275,000.00
NIRPC1600320	NICTD		Transit/Asset management / 2021 Substation improvements	Transit - Various	Transit - Capital	FTA 5337 St of Good Repair		\$ -	\$ 2,000,000.00	\$ 2,100,000.00	\$ (100,000.00)
NIRPC1600324	NICTD		Transit/Asset management / 2021 Bidirectional signaling	Transit - Various	Transit - Capital	FTA 5337 St of Good Repair		\$ -	\$ 1,329,893.00	\$ -	\$ 1,329,893.00
NIRPC1600328	NICTD		Transit/Asset Management / 2021 Network Switches	Transit - Various	Transit - Capital	FTA 5337 St of Good Repair		\$ -	\$ 90,000.00	\$ -	\$ 90,000.00
NIRPC1600338	NICTD		Transit/Asset Management / 2021 MED Improvement	Transit - Various	Transit - Capital	FTA 5337 St of Good Repair		\$ -	\$ 5,795,500.00	\$ 5,795,500.00	\$ -
NIRPC1600371	NICTD		Transit/Asset management / 2021 Shop Equipment	Transit - Various	Transit - Capital	FTA 5337 St of Good Repair		\$ -	\$ 250,000.00	\$ 250,000.00	\$ -
NIRPC1600379	NICTD		Transit/Customer Exp. / 2021 Station Improvements	Transit - Various	Transit - Capital	FTA 5337 St of Good Repair		\$ -	\$ 1,000,000.00	\$ -	\$ 1,000,000.00
NIRPC1600380	NICTD		Transit/Customer Exp. / 2021 WiFi Routers	Transit - Various	Transit - Capital	FTA 5337 St of Good Repair		\$ -	\$ 162,000.00	\$ 250,000.00	\$ (88,000.00)
NIRPC2600479	NICTD		Transit / Security / 2021 Security Equipment	Transit - Various	Transit - Capital	FTA 5307 Chicago UZA		\$ -	\$ 250,000.00	\$ 1,611,051.00	\$ (1,361,051.00)
1700621	NICTD		NICTD West Lake Service	Transit - Various	Transit - Operating	FTA 5309 New Starts		\$ -	\$ 210,920,000.00	\$ -	\$ 210,920,000.00
NIRPC1600305	NICTD		Transit/Asset management / 2021 Maintenance Overhaul	Transit - Various	Transit - Preventative Maintenance	FTA 5307 Chicago UZA		\$ -	\$ 6,985,923.00	\$ 15,937,929.00	\$ (8,952,006.00)
NIRPC1600361	NICTD		Transit/Asset Management / 2021 Preventative Maint.	Transit - Various	Transit - Preventative Maintenance	FTA 5307 Chicago UZA		\$ -	\$ 54,000.00	\$ -	\$ 54,000.00
NIRPC1600310	NICTD		Transit/Asset management / 2021 Catenary Improvement	Transit - Various	Transit - Preventative Maintenance	FTA 5337 St of Good Repair		\$ -	\$ 2,100,000.00	\$ -	\$ 2,100,000.00
NIRPC1600440	NICTD		Transit/Asset Management / 2021 Support Vehicles	Transit - Various	Transit - Vehicle Replacements	FTA 5337 St of Good Repair		\$ -	\$ 562,500.00	\$ 550,000.00	\$ 12,500.00
NIRPC1600288	North Township		Transit/Operating / 2021 Operational Support Equipment	Transit - Lake	Transit - Capital	FTA 5307 Chicago UZA		\$ -	\$ 6,090.00	\$ -	\$ 6,090.00
NIRPC1600249	North Township		Transit/Operating / 2021 Operating Assistance	Transit - Lake	Transit - Operating	FTA 5307 Chicago UZA	IN-2020-039	\$ -	\$ 518,350.00	\$ 327,817.00	\$ 190,533.00
NIRPC1600249	North Township		Transit/Operating / 2021 Operating Assistance	Transit - Lake	Transit - Operating	FTA 5307 Chicago UZA	IN-2020-039	\$ -	\$ -	\$ 43,200.00	\$ (43,200.00)
NIRPC1600434	North Township		Transit/Asset Management / 2021 Vehicle Replacement	Transit - Lake	Transit - Vehicle Replacements	FTA 5310 Chicago UZA	IN-2020-039	\$ -	\$ 74,000.00	\$ 148,000.00	\$ (74,000.00)
NIRPC1600366	OE		Transit/Asset Management / 2021 Preventative Maint.	Transit - Porter	Transit - Preventative Maintenance	FTA 5307 Chicago UZA	IN-2020-039	\$ -	\$ 128,000.00	\$ 102,400.00	\$ 25,600.00
NIRPC1600425	OE		Transit/Asset Management / 2021 Vehicle Replacement	Transit - Porter	Transit - Vehicle Replacements	FTA 5307 Chicago UZA	IN-2021-054	\$ -	\$ 190,700.00	\$ 82,000.00	\$ 108,700.00
NIRPC1600254	PCACS		Transit/Operating / 2021 Operating Assistance	Transit - Porter	Transit - Operating	FTA 5310 Chicago UZA	IN-2020-039	\$ -	\$ 75,000.00	\$ 75,000.00	\$ -
NIRPC1600254	PCACS		Transit/Operating / 2021 Operating Assistance	Transit - Porter	Transit - Operating	FTA 5310 Chicago UZA	IN-2021-054	\$ -	\$ 75,000.00	\$ 4,319.00	\$ 70,681.00

NIRPC1600383	PCACS		Transit/Expansion / 2021 Operations Expansion	Transit - Porter	Transit - Operating	FTA 5310 Chicago UZA		\$ -	\$ 50,000.00	\$ -	\$ 50,000.00
NIRPC1600351	PCACS		Transit/Asset Management / 2021 Preventative Maint.	Transit - Porter	Transit - Preventative Maintenance	FTA 5307 Chicago UZA		\$ -	\$ 50,000.00	\$ -	\$ 50,000.00
NIRPC1600444	PCACS		Transit/Asset Management / 2021 Vehicle Replacement	Transit - Porter	Transit - Vehicle Replacements	FTA 5310 Chicago UZA	IN-IN-2021-054	\$ -	\$ 140,000.00	\$ 140,000.00	\$ -
NIRPC1600429	PCACS		Transit/Asset Management / 2021 Vehicle Replacement	Transit - Porter	Transit - Vehicle Replacements	FTA 5310 Chicago UZA	IN-IN-2021-054	\$ -	\$ 210,000.00	\$ 130,000.00	\$ 80,000.00
NIRPC1600455	Valparaiso Transit		Valparaiso ChicaGo Dash Expansion Vehicle	Transit - Porter	Transit - Capital	FTA 5339 Chicago UZA		\$ -	\$ 750,000.00	\$ -	\$ 750,000.00
1601185	Valparaiso Transit		Transit expansion / Chicago Dash CMAQ Demonstration (Years 1 - 3)	Transit - Porter	Transit - Operating	FTA 5307 Chicago UZA	IN-2020-039	\$ 337,000.00	\$ 330,000.00	\$ 332,000.00	\$ 335,000.00
1601185	Valparaiso Transit		Transit expansion / Chicago Dash CMAQ Demonstration (Years 1 - 3)	Transit - Porter	Transit - Operating	FTA 5307 Chicago UZA	IN-2020-039	\$ 337,000.00	\$ 330,000.00	\$ 269,600.00	\$ 397,400.00
NIRPC1600271	Valparaiso - ChicaGo Dash		Transit/Operating / 2021 Cost of Contracting	Transit - Porter	Transit - Capital	FTA 5307 Chicago UZA	IN-2020-039	\$ -	\$ 1,716,395.00	\$ 549,246.00	\$ 1,167,149.00
NIRPC1600395	Valparaiso - ChicaGo Dash		Transit/Expansion / 2021 Vehicle Expansion	Transit - Porter	Transit - Capital	FTA 5339 Chicago UZA		\$ -	\$ 750,000.00	\$ -	\$ 750,000.00
NIRPC1600414	Valparaiso - ChicaGo Dash		Transit/Asset Management / 2021 Vehicle Replacement	Transit - Porter	Transit - Vehicle Replacements	FTA 5307 Chicago UZA		\$ -	\$ 2,637,500.00	\$ -	\$ 2,637,500.00
NIRPC1600273	Valparaiso - V-Line		Transit/Operating / 2021 Cost of Contracting	Transit - Porter	Transit - Capital	FTA 5307 Chicago UZA	IN-2020-039	\$ -	\$ 1,486,980.00	\$ 475,834.00	\$ 1,011,146.00
NIRPC1600411	Valparaiso - V-Line		Transit/Safety / 2021 Security Cameras	Transit - Porter	Transit - Capital	FTA 5307 Chicago UZA		\$ -	\$ 250,000.00	\$ -	\$ 250,000.00
NIRPC2600486	MC Transit		Transit / Asset Management / 2021 Vehicle Replacements	Transit - LaPorte	Transit - Capital	STBG Mich City Transfer to FTA		\$ -	\$ 494,000.00	\$ -	\$ 494,000.00
NIRPC2600491	MC Transit		Transit / Operating Assistance / 2021	Transit - LaPorte	Transit - Operating	FTA 5307 Mich City UZA	IN-2020-008	\$ -	\$ 1,575,000.00	\$ 739,973.00	\$ 835,027.00
NIRPC2600485	TransPorte (LaPorte)		Transit / Asset Management / 2021 Vehicle Replacements	Transit - LaPorte	Transit - Capital	STBG Mich City Transfer to FTA		\$ -	\$ 50,000.00	\$ -	\$ 50,000.00
NIRPC2600497	TransPorte (LaPorte)		Transit / Operating Assistance / 2021	Transit - LaPorte	Transit - Operating	FTA 5307 Mich City UZA	IN-2020-039	\$ -	\$ 673,200.00	\$ 259,890.00	\$ 413,310.00